




Landscape™ helps admissions officers fully consider every student, no matter where they live.

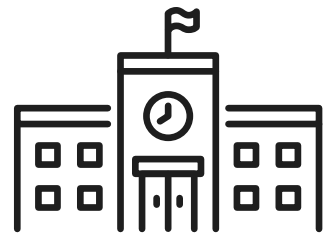


Landscape is only one element of an application.




Landscape does not include any personal information beyond an applicant's test score.

Three Categories of Information

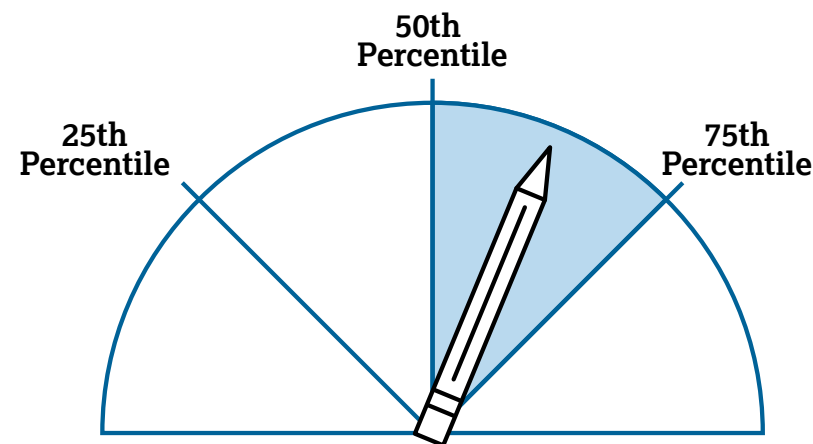


Basic High School Data

- Locale (e.g., Rural)
- Senior class size
- Percent of students eligible for free and reduced-price lunch
- Average SAT® scores at colleges attended
- AP® participation and performance



Test Score Comparison



Applicant's test score compared to others from the same high school



High School and Neighborhood Indicators

- College attendance
- Household structure
- Median family income
- Housing stability
- Education levels
- Crime

Research shows these indicators are related to students' education outcomes. Two averages are created based on these six indicators. Values are shown on a scale from 1 to 100 relative to the U.S. average.