

---

# Christopher, you've earned a bright future.

**IT'S TIME TO APPLY FOR IT.**

WITH THIS PERSONALIZED  
COLLEGE GUIDE, YOU CAN:

- 1** Get an idea of **how much you'll pay for college.**
- 2** See colleges where **students like you have been successful.**
- 3** Explore colleges that **fit your interests.**



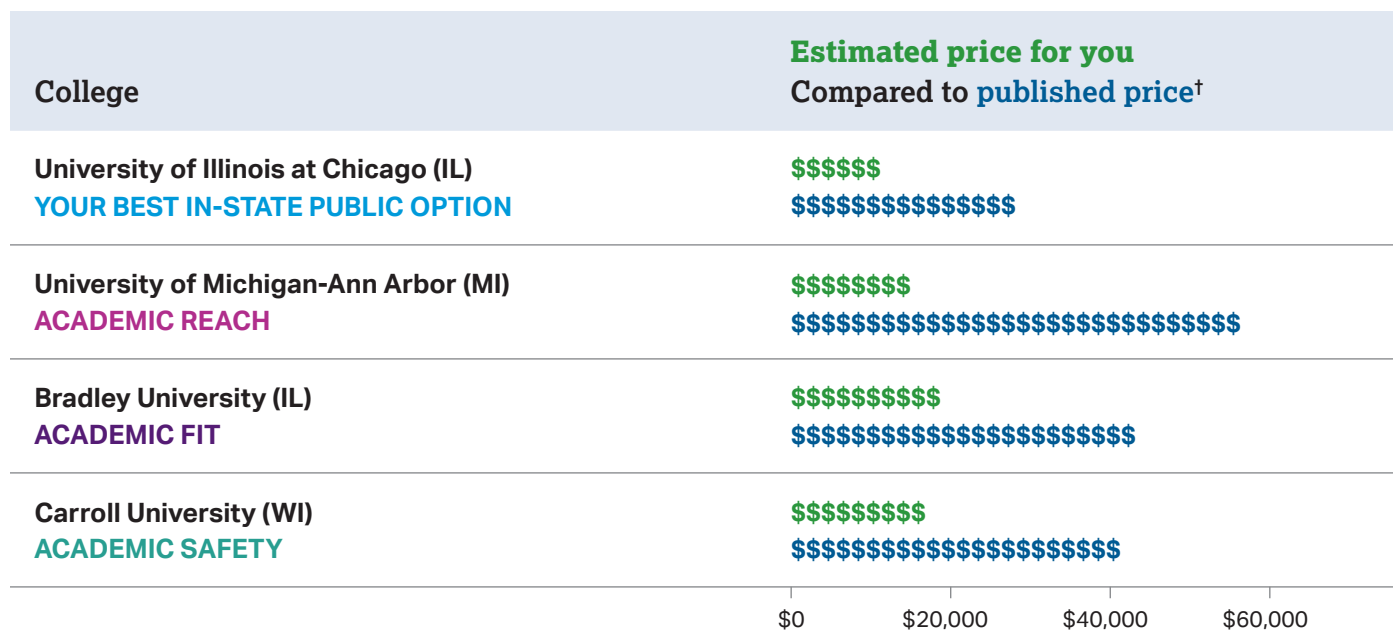
# Ignore the published price.

**MOST STUDENTS DON'T PAY THE FULL COST OF COLLEGE.**



The **real price of college** is different for each student. With scholarships and financial aid, **colleges that look expensive could be the most affordable.**

 To learn more about why college may cost less than you think, text **PRICE** to **51612**.\*



## WHAT MAKES A SCHOOL AN:

### ACADEMIC REACH

Your SAT® score falls **below the middle 50%** or the college **accepts less than 20% of applicants** each year.


### ACADEMIC FIT

Your SAT score falls **within the middle 50%**.

### ACADEMIC SAFETY

Your SAT score falls **above the middle 50%**.

**NOTE:** Your chances of admission depend on your SAT scores, GPA, other achievements, how many students apply, and how many a college admits. You'll also want to consider if a college seems like a good fit for you personally and socially.

 To learn more about why you should include your best in-state public option on your application list, text **PUBLIC** to **51612**.\*



Every student's price is different. Learn what you'd pay at colleges on your list at [collegeboard.org/studentnpc](http://collegeboard.org/studentnpc).

† Estimated annual price, or net price, is estimated for a family earning between \$30,001 and \$48,000 annually using data from the College Board's *Annual Survey of Colleges* and the U.S. Department of Education.



# Finish your college applications.



Use this checklist to help you stay on track as you apply to colleges.



For extra tips and reminders throughout your senior year about these steps, text **REMIND** to **51612**.\*

Steps	When to do it
<input checked="" type="checkbox"/> Review your personalized starter college list on the page with: 	<b>Now</b>
<input type="checkbox"/> Consider what's important to you while exploring colleges: location, size, majors, student organizations, and support programs. Pick at least 6 colleges and add them to your application list.  Explore colleges at <a href="https://bigfuture.org">bigfuture.org</a> .	<b>NEXT</b>
<input type="checkbox"/> Check each college's website to confirm the admission and financial aid deadlines. Some colleges may have earlier deadlines for scholarships, specific majors, and housing choices.	<b>September</b>
<input type="checkbox"/> Share your college application list with your school counselor or teacher and ask for their feedback.	<b>September</b>
<input type="checkbox"/> Ask your school counselor how to have transcripts sent to the colleges on your list and follow their instructions.	<b>September</b>
<input type="checkbox"/> Write first drafts of essays and ask teachers and others to review them.	<b>September</b>
<input type="checkbox"/> Ask your school counselor or teacher for recommendation letters. Provide an outline of your academic record and your extracurricular activities.	<b>September</b>
<input type="checkbox"/> Visit <a href="https://fafsa.ed.gov">fafsa.ed.gov</a> to complete the Free Application for Federal Student Aid and send it to every school on your application list.	<b>October</b>
<input type="checkbox"/> Visit <a href="https://collegeboard.org/finaidprofile">collegeboard.org/finaidprofile</a> to complete the CSS Profile™ for the colleges on your list that require it by each college's deadline.	<b>October</b>
<input type="checkbox"/> Visit <a href="https://sat.org/send">sat.org/send</a> and log into your College Board account to send your SAT score reports to the colleges on your list.	<b>November</b>
<input type="checkbox"/> Submit applications to the colleges on your list.	<b>By each college's deadline</b>
<input type="checkbox"/> Look for scholarships you may be eligible for at <a href="https://bigfuture.org/scholarships">bigfuture.org/scholarships</a> .	<b>By each scholarship program's deadline</b>

# Consider applying to a balanced list of colleges.



We've selected these colleges for you based on your SAT or PSAT/NMSQT® scores and where you live. Review the list below and think about which ones match your interests.

## Students like you have succeeded at colleges like these.

College	Middle 50% of SAT scores <sup>1</sup>	ACADEMIC FIT based on your score	Grad rate <sup>1</sup>	Application deadline <sup>2</sup>		Estimated annual price for you <sup>3</sup>
				P Priority	R Regular	
University of Michigan-Ann Arbor (MI)	1370-1530	Reach	90%	P 11/1 R 2/1		\$14,512
The College of Wooster (OH)	1180-1410	Reach	82%	P 2/15 R 2/15		\$16,632
Marquette University (WI)	1150-1380	Reach	80%	P 12/1 R 12/1		\$24,489
University of Minnesota-Twin Cities (MN)	1260-1490	Reach	77%	P Not Reported R 1/15*		\$13,579
Creighton University (NE)	1140-1350	Reach	74%	P 12/1 R 2/15		\$22,163
Saint Louis University (MO)	1170-1410	Reach	71%	P 12/1 R 8/20		\$23,709
Bradley University (IL)	1090-1340	Fit	74%	P 2/1 R Not Reported		\$19,605
University of Illinois at Chicago (IL)	1070-1330	Fit	60%	P Not Reported R 1/15		\$10,549
Northern Illinois University (IL)	970-1150	Fit	50%	P Not Reported R Not Reported		\$15,838
Friends University (KS)	1060-1310	Fit	40%	P Not Reported R 1/15*		\$16,294
Carroll University (WI)	930-1100	Safety	59%	P 3/15 R Not Reported		\$16,984
Blackburn College IL	870-1110	Safety	42%	P Not Reported R Not Reported		\$12,978

1. The middle 50% of enrolled students' SAT scores and six-year graduation rates are based on information supplied by the colleges to the College Board's *Annual Survey of Colleges*, with some data from the U.S. Department of Education.




2. Application deadlines—as reported by the institutions in the College Board's *Annual Survey of Colleges*. Some colleges may have earlier deadlines for applications, scholarships, or particular majors. **Before finalizing your application plan, check your colleges' websites to confirm final application deadlines.** Deadlines marked with an asterisk(\*) indicate that the college offers rolling admission and does not report an application deadline; however, we recommend completing your application by January 15 because admission may close once the incoming class has been filled.


3. Estimated annual price, or net price, is estimated for a family with an annual income between \$30,001 and \$48,000 using data from the U.S. Department of Education. Visit [collegeboard.org/studentnpe](https://collegeboard.org/studentnpe) to find net price information for your colleges.

# Create your own college list.



Pick at least six schools you're interested in and write them on the chart below. Make sure you have a mix of academic reaches, fits, and safety colleges.

- 
**Look over** your College Board personalized starter college list based on **ACADEMIC FIT**.
- 
**Write down your picks below**—choose at least six colleges based on your personal priorities, such as your interests, location, size, majors, student organizations, and support programs.
- 
**Show your picks** to school counselors, parents, teachers, and others for guidance.

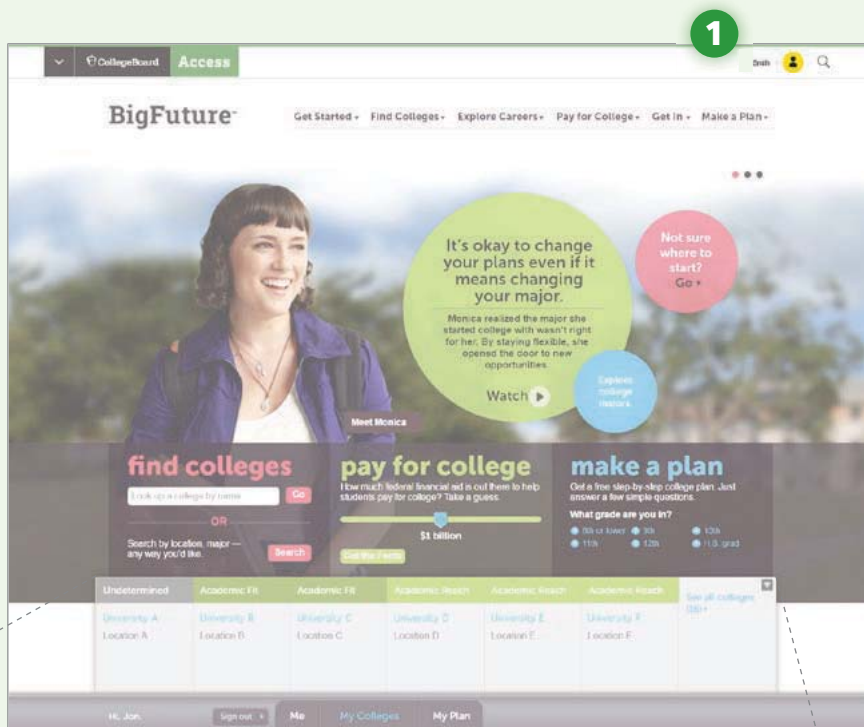
 To learn about how to strategically apply to a balanced mix of colleges, text **APPLY** to **51612**\*

College	Your test score is ...	ACADEMIC FIT based on your score	Grad rate	Application deadline <span style="border: 1px solid green; padding: 2px;">P</span> Priority <span style="border: 1px solid blue; padding: 2px;">R</span> Regular	Your estimated annual price <small>Use the net price calculator on each college's website to get your estimate.</small>
	Below the middle 50%	REACH		<span style="border: 1px solid green; padding: 2px;">P</span> <span style="border: 1px solid blue; padding: 2px;">R</span>	
	Below the middle 50%	REACH		<span style="border: 1px solid green; padding: 2px;">P</span> <span style="border: 1px solid blue; padding: 2px;">R</span>	
	Below the middle 50%	REACH		<span style="border: 1px solid green; padding: 2px;">P</span> <span style="border: 1px solid blue; padding: 2px;">R</span>	
	Within the middle 50%	FIT		<span style="border: 1px solid green; padding: 2px;">P</span> <span style="border: 1px solid blue; padding: 2px;">R</span>	
	Within the middle 50%	FIT		<span style="border: 1px solid green; padding: 2px;">P</span> <span style="border: 1px solid blue; padding: 2px;">R</span>	
	Above the middle 50%	SAFETY		<span style="border: 1px solid green; padding: 2px;">P</span> <span style="border: 1px solid blue; padding: 2px;">R</span>	

# Create your application list in **BigFuture**.™



- 1 Sign in to your College Board account at [bigfuture.org](http://bigfuture.org) using your username and password. If you don't have an account, it takes just a minute to create one.
- 2 To view the 12 colleges on your personalized starter college list in this packet and any colleges you saved during previous visits, click **My Colleges**, then **See all colleges**.



**3** Explore the colleges we've added to your list. You can search for more colleges that are an academic and social fit for you by clicking **search for more colleges**. Consider:

- school size
- distance from home
- location (urban, rural, or suburban)
- support programs
- majors

**4** Click **Going to Apply** on any college and it will be added to your application list—the button will change color to gray when your college has been added. You can remove this college from your application list by clicking **Going to Apply** to deselect it and return the button to light gray.

**5** You can remove colleges completely from your list by clicking **Remove**.

**6** Use the counter at the top of the page to make sure your application list contains at least:

- 3 academic reach colleges
- 2 academic fit colleges
- 1 academic safety college

**7** Click **View My Application List** to find important details for each college like graduation rate, application deadlines, estimated cost of college based on family income, and more. This page is printer friendly.

The screenshot shows the 'Create Your Application List' page. At the top, there are instructions and a 'Key' section. Below that is a progress bar with five categories: Academic Reach (2), Academic Fit (2), Academic Safety (1), Undetermined (0), and Total (5). A 'View My Application List' button is located to the right of the progress bar. The main content area displays five college cards, each with a university name, location, application details, and buttons for 'Going to Apply' and 'Remove'. The 'Going to Apply' button is gray when selected and light gray when not. The 'Remove' button is red with a white 'X'. The 'Apply Online' button is red with a white arrow. The progress bar and buttons are numbered 3 through 7 to correspond with the instructions.

\*Data in this packet may not match BigFuture, since online data is frequently updated. The best source of information is each college's website.

---

# Forget what you've heard about the price of college.

**bigfuture.org**

\*By texting this short code, you agree to receive SMS messages from the College Board. The College Board will not share, loan, or rent your mobile number to any third party without your consent. Message and data rates may apply. Text STOP to opt out and HELP for help.

The colleges and other information listed in this mailing have been included as examples. Your SAT scores and other information have not been shared with these colleges. If you're interested in any of these colleges, you must complete the college's application process. The College Board is not extending an offer of admission on behalf of any colleges listed in these materials.

© 2017 The College Board. College Board, SAT, and the acorn logo are registered trademarks of the College Board. BigFuture, and CSS Profile are trademarks owned by the College Board. PSAT/NMSQT is a trademark owned by the College Board and National Merit Scholarship Corporation. Visit the College Board on the web: collegeboard.org. 00819-002

