

2016–2017

The SAT[®] and SAT Subject Tests[™]

Student Registration Booklet



Information about the registration process



Important registration and test day requirements

Register online at sat.org/register.

Contacting Customer Service

General Inquiries:

Monday–Friday
8 a.m.–9 p.m. (Eastern Time)

Summer hours (after the
June test through the end
of August): Monday–Friday
8:30 a.m.–8 p.m.
(Eastern Time)

Phone

Toll Free: 866-756-7346

From international
locations: 212-713-7789

Email

SAT@info.collegeboard.org

Mail

**(Do NOT mail registrations
to this address.)**

The College Board
SAT Program

P.O. Box 025505
Miami, FL 33102 USA

**Services for Students with
Disabilities (SSD) Inquiries:**

Monday–Friday 8 a.m.–6 p.m.
(Eastern Time)

Phone

212-713-8333

Email

ssd@info.collegeboard.org

TTY for students who are deaf
or hearing impaired

Phone

609-882-4118

About the College Board

The College Board is a mission-driven not-for-profit organization that connects students to college success and opportunity. Founded in 1900, the College Board was created to expand access to higher education. Today, the membership association is made up of over 6,000 of the world's leading educational institutions and is dedicated to promoting excellence and equity in education. Each year, the College Board helps more than seven million students prepare for a successful transition to college through programs and services in college readiness and college success — including the SAT® and the Advanced Placement Program®. The organization also serves the education community through research and advocacy on behalf of students, educators, and schools.

For further information, visit collegeboard.org.

© 2016 The College Board. College Board, Advanced Placement, Advanced Placement Program, AP, College-Level Examination Program, SAT, Student Search Service, and the acorn logo are registered trademarks of the College Board. SAT Subject Tests and Score Choice are trademarks owned by the College Board. PSAT/NMSQT is a registered trademark of the College Board and National Merit Scholarship Corporation. All other products and services may be trademarks of their respective owners. Visit the College Board on the web: collegeboard.org.

Khan Academy is a trademark registered in the United States and other jurisdictions.

Contents

Important Requirements	1
1. About SAT[®] Program Tests	2
The SAT.....	2
Practice and Retesting.....	3
SAT Subject Tests [™]	3
2. Registering for the Tests	4
Registering Online.....	4
Registering by Mail.....	5
Registering Late: Waitlist Status.....	6
Restrictions Applying to Some International Registrations.....	8
Photo Requirements for Registration.....	8
How to Complete the Paper Registration Form.....	10
Completing the Front and Inside of the Registration Form.....	13
Completing the Back of the Registration Form.....	14
Adding Up the Fees and Paying for Your Order.....	17
Fee Waivers.....	18
3. Completing the SAT Questionnaire	20
Connect to Colleges with Student Search Service [®]	20
Benefits of Answering the Questionnaire.....	21
Questionnaire Directions.....	22
4. Services for Students with Disabilities (SSD)	30
Applying for Accommodations.....	30
Registering with Accommodations.....	31
5. Registration Confirmation and Changes	32
Receiving Your Admission Ticket.....	32
Making Changes to Your Registration.....	33
6. Test Day Policies and Requirements	35
Test Security and Fairness.....	35
SAT Test-Taker Identification (ID) Requirements and Policies.....	37
Phones and Electronic Devices Policy.....	40
Acceptable Equipment.....	40
7. Taking the Tests	42
Important Reminders for Taking the Tests.....	42
What to Do if Your Equipment Fails.....	43
What to Do if You Need to Cancel Scores.....	43
Communicating Problems on Test Day.....	44
Receiving and Sending Scores.....	45
8. Important Information for Test-Takers	45
Privacy Policy.....	48
Telemarketing and Internet Scams.....	49
Grounds for Score Cancellation.....	50
Makeup Testing.....	53
Score Verification.....	53
Reporting.....	53
Students Testing in California and New York State.....	57
Restricted Registrations.....	59
SAT Representatives.....	60
Non-U.S. Regions List.....	62
9. Fees	66
Payment Notes.....	66
Registration and Testing Fees.....	66
Test and Registration Calendar	Back Cover

Important Requirements

Registration and Test Center Admission

The SAT® Program's policies are designed to give every student a fair and equitable opportunity to demonstrate college readiness and to prevent any test-takers from gaining an unfair advantage. The following pages outline requirements that apply to the registration and test center admission process, to help ensure the integrity of the SAT.

1. Test-Taker Photographs

When you register for SAT tests, pick an acceptable photo that looks like you to submit with your registration. *Exception:* If you're in the eighth grade or below at the time of testing, you may register without a photo.

.....
NOTE: *If you have any questions or concerns about the photo requirement, you should contact Customer Service at least 30 days prior to your intended test date. Refer to the inside front cover for contact information.*
.....

2. Information Required at Registration

To help us confirm that you are the person who registers, you have to provide your full name, the name/code of your high school (or your current school status), and your grade level, sex, and date of birth. We will display some of the identifying information you provide, including your photo, on your Admission Ticket.

3. Admission Tickets and Acceptable Photo ID Are Required for Entry to Test Center

Don't forget to bring your acceptable photo identification and *printed* Admission Ticket to the test center on test day. You are responsible for understanding and following the SAT Test-Taker Identification (ID) Requirements and Policies in this guide (international test-takers, visit sat.org/international for specific country requirements). On test day, the test center staff will match the information on your Admission Ticket with your photo ID and the test center roster to confirm your registration and identity. They can't let you enter the test center if any of the information does not match.

4. Most Test Day Changes Are Not Allowed

Staff won't be able to permit you to register or change your registration on test day. See Section 5 on pages 32–35 for more information and a few exceptions to this rule, including changes to your essay option, which may be possible on test day.

Who Can Take the SAT®

You may take the SAT on any of seven Saturday administrations if you are taking the test for its intended purposes, including if you are:

- Applying to a college or university undergraduate program.
- Applying for scholarship, financial aid, or other programs that require a college admission test as part of their application process.

If you are taking the SAT as part of a state- or district-funded test administration, you may take the test on a School Day¹.

Those who are interested in taking the SAT for reasons other than its intended purposes, as outlined above, may only take the SAT in administrations where the SAT form is disclosed after the test, including:

- The October, January², and May administrations in the U.S. and Canada
- The May³ administration internationally

If we have reason to believe you are not taking the SAT for its intended purposes, you may be transferred to an administration where the SAT form is disclosed after the test. In addition, the College Board reserves the right to investigate and cancel the SAT registration and/or scores of any individual suspected of attempting to steal and/or share test content.

Take Time to Read and Understand Our Test Security and Fairness Policies

When you register to take the SAT or SAT Subject Tests™, you acknowledge that you have read, understand, agree to, and will comply with our Test Security and Fairness policies and procedures as detailed in this guide.

The College Board is committed to delivering fair assessments to all test-takers. Violation of policies, particularly those related to test security, can result in immediate dismissal from the test center, cancellation of your scores, or a limited or permanent ban from future test taking.

1. About SAT® Program Tests

The SAT and SAT Subject Tests are designed to assess academic readiness for college in a way that's fair to all students. These exams and accompanying resources link with other College Board programs and services that are created for students like you, to help propel you toward the opportunities you have earned through your own hard work.

The SAT

The SAT focuses on the knowledge and skills that current research shows are most essential for college and career readiness and success. Colleges and universities throughout the United States and in numerous international locations accept the SAT for admission purposes. With its strong connection to classroom learning and to productive personalized instruction, the SAT can give you a boost in the college-going process.

-
1. Or if applicable, on the state- or district-designated national admin date.
 2. For the 2016-17 school year, the January administration will be open to all test-takers. Beginning in the 2017-18 school year, the College Board will offer an August administration in lieu of January.
 3. Available administration is subject to change.

Here is an overview of the content and timing of the SAT:

SAT Test Length and Timing

Component	Time Allotted (mins.)	Number of Questions/Tasks
Reading	65	52
Writing and Language	35	44
Math Test – No Calculator	25	20
Math Test – Calculator	55	38
SAT Essay (optional)	50	1
Total	180 (230 for SAT with Essay)	154 (155 for SAT with Essay)

Practice and Retesting

Research shows that students who take the SAT a second time usually improve their scores. To put your best foot forward, you should read and write as much as possible, take challenging courses in school, and practice for test day.

Providing Free, Focused Practice

Making Excellence Easier

In collaboration with Khan Academy®, the College Board is offering personalized, free practice resources for all students. Our collaboration offers you:

- Personalized online practice that complements instruction you receive in the classroom.
- An unprecedented view into the design of the SAT.
- Free access — anytime, anywhere.

Personalized Study Plans

Official SAT Practice provides you a unique SAT study plan based on your performance on the PSAT/NMSQT® or SAT. This adaptive practice experience is tailored to your strengths and weaknesses, using official test materials created by College Board test developers and supported by Khan Academy resources. Visit satpractice.org to find out how to access these resources, including:

- Khan Academy instructional modules.
- Thousands of practice problems across the exams, reviewed and approved by the College Board.
- Four official SAT practice tests written by the College Board.
- Online practice test scoring.

Tied to Classroom Learning

The best preparation for the SAT and the PSAT/NMSQT is classroom learning. Working hard and engaging in challenging course work help you build the knowledge you need to be successful on the tests and, in turn, ready for college and career training programs.

Official SAT Practice links to classroom learning and will guide you to:

- Focus on the knowledge and skills necessary for college and career readiness.
- Review any knowledge gaps demonstrated in your PSAT/NMSQT or SAT performance.
- Practice within the most appropriate content areas.
- Build familiarity with the SAT format, question styles, and testing experience.

Visit satpractice.org for more information.

.....
NOTE: *Students' use of Khan Academy practice resources will be governed by the Terms and Conditions on the Khan Academy website.*
.....

SAT Subject Tests™

The SAT Subject Tests are one-hour tests in English, history, mathematics, the sciences, and languages. These tests offer you an additional opportunity to showcase your strengths and interests.

Many colleges use the SAT Subject Tests for admission, course placement, and to advise students about course selection. Some colleges specify the SAT Subject Tests they require for admission or placement; others allow applicants to choose which tests to take. Depending on your score and your chosen college's policies, your SAT Subject Test results may place you out of a beginner class or satisfy a basic requirement.

2. Registering for the Tests

Throughout this guide, references to “SAT” and “SAT Program” refer to the SAT (with or without the Essay), as well as SAT Subject Tests, unless otherwise noted.

As indicated earlier, the SAT is intended for use by students for undergraduate admission or scholarship/financial aid applications, other programs that require a college admission test, or who are participating in state- or district-sponsored testing. Persons not taking the SAT for these purposes may register for testing during a disclosed administration. See pages 1–2 for more information.

Registering Online

Go to sat.org/register to locate and use online services and information from the SAT Program. Registering online lets you:

- Immediately see the test centers near your home and confirm that the one you choose has a seat for you before you pay for your registration.
- Access your Admission Ticket at any time to print it for test day.

- Order score reports and use Score Choice™ to select scores from prior test dates to send to colleges, universities, and scholarship programs.

Registering by Mail

Although online registration is the best way to register, you may have to register by mail if you:

- Pay by check or money order.
- Are younger than 13 (required).
- Request Sunday testing for the first time. (Repeat Sunday test-takers can register online or by phone. Phone registration is subject to an additional fee.)
- Request the opening of a new test center closer to your home.
- If you are unable to upload a digital photo of yourself as part of the online registration process.
- Register through an international SAT representative.
- Are registering in a country where online restrictions apply (see page 8 for more information).

How to Register by Mail

Read this section for important details about registering by mail. Pay attention to the deadlines and required fees (provided at the back of this booklet). This guide comes with a blank registration form that you can use to register. Once you complete the form, place it along with your payment in the provided return envelope, which is already addressed to the SAT Program (you must provide postage). See the chart starting on page 10 for step-by-step instructions for completing the form.

Domestic Test-Takers: If you are registering to test in the U.S. or U.S. territories, your registration must be **postmarked** by the deadline and received in time to process for the requested test date. If you miss the regular deadline, you may submit your registration up until the late registration deadline for an additional fee. If postmarked *after* the late deadline, your registration will be processed for the next available test date whenever possible.

International Test-Takers: If you are registering to test outside of the U.S. or U.S. territories, you must mail your registration in time for it to **arrive** by the deadline. If received *after* the deadline, your registration will be processed for the next available test date whenever possible. Register by the **early** registration deadline if you are requesting that a test center be opened closer to your home or if you are registering through an international SAT representative. For more details about taking the SAT outside of the U.S., visit sat.org/international.

Requesting to Test on a Sunday

You can request to test on a Sunday if you can't test on a Saturday because of religious observance. The first time you request Sunday testing, you need to register by mail as follows:

1. In Item 21 on the form, enter code **01000** as your first-choice test center. Leave the second-choice test center blank.

2. Include a letter of explanation signed by your cleric on letterhead from your house of worship.

You can register online or by phone for subsequent Sunday registrations without providing a new letter. When you register by for Sunday testing by mail, however, you will always need to include a cleric's letter.

Important Notes About Sunday Testing

You may only request Sunday testing if your religious observance prohibits your ability to test on a published Saturday test date, and this conflict is validated by an official clergy letter.

Sunday testing is not available as an alternative to Saturday testing for individuals who would normally test on a Saturday.

- If you have already registered to test on a Saturday and need to change to Sunday testing, contact Customer Service.
- **Sunday testing is not available in certain countries.** See page 8 or go to sat.org/international.

Requesting a Test Center Closer to Your Home

If you live more than 75 miles (120 kilometers) from the closest test center, you can request that we try to open a center closer to your home. You must register by mail to make this request. We will do our best to meet your needs, but there is no guarantee that your request can be accommodated.

1. In Item 21 on the form, enter code **02000** as your first-choice test center. Leave the second-choice test center blank.
2. Include a letter describing your situation. (This is mandatory with every registration requesting testing closer to home.)

Important Notes About Requesting a Closer Center

- For international test-takers, requests to test closer to home are available only for testing in November, December, January, and May.
- Requests to open a new test center cannot be made after the regular registration deadline. International requests must be received by the early registration deadline.
- **Requests to open a new test center are not offered in certain countries.** See page 8 or go to sat.org/international for more information.

Registering Late: Waitlist Status

If you miss the last registration deadline, or if your paper registration has been returned unprocessed without enough time to resubmit it, you may be able to go online to request **Waitlist status**. This status is available in most areas after the last registration deadline up until five days before test day. Test registration on test day at the test center is not available.

Waitlist requests are subject to the following conditions:

Making the Waitlist Request

- All normal registration requirements apply, including the need to upload an acceptable photo.
- Waitlist requests can only be made through your online account; you cannot request Waitlist status by paper or by calling Customer Service. You must also be able to print your Waitlist Ticket; it cannot be mailed to you.
- You must provide electronic payment information at the time you request Waitlist status. You will be charged any applicable registration fees, including the Waitlist fee, only if you are admitted to the test center on test day. (Your account may be temporarily charged \$1 upon processing of your Waitlist request. This preauthorization charge will be removed within five business days after you submit your request.)
- Requests can only be made for one test center and for one test type (SAT with or without the Essay or SAT Subject Tests) on any particular test administration date.

Testing in Waitlist Status

- You must bring the required printed Waitlist Ticket and an acceptable school- or government-issued photo ID *from the country in which you are testing* with you on test day.
- You cannot make any changes to your Waitlist request on test day. If you are admitted to the test center, you must test exactly as specified on your Waitlist Ticket.
- Arrive early on test day. You will be admitted to the test center on a first-come, first-served basis, determined by when you arrive at the center, not by when you requested Waitlist status. Waitlist test-takers are seated only after all regularly registered test-takers have been admitted and only if sufficient test materials, staff, and seating are available.
- Approved testing accommodations must be arranged up to seven weeks in advance to ensure that they are in place and available on test day. If you are approved to test with accommodations, it is possible that there may be enough materials and space available for you to take the test on a Waitlist basis at the center. However, in most cases, specialized test formats and equipment will not be available.
- Requesting Waitlist status does not guarantee you a seat on test day. The test center supervisor makes all decisions regarding who is admitted to the test center on test day, and those decisions are final.

Waitlist Restrictions

- You cannot use a fee waiver to request Waitlist status.
- You can request Waitlist status for all SAT Subject Tests except Language with Listening Subject Tests.
- Waitlist status is not permitted in certain countries (see page 8).
- If requesting Sunday testing for the first time, you cannot request Waitlist status.
- Waitlist status is not permitted for test-takers age 21 or older.

Restrictions Applying to Some International Registrations

Please note the following restrictions that may apply to your registration options.

- If registering through an **SAT representative**, or if testing in **Ghana**, you cannot pay by credit card. You must register by paper.
- If testing in **Cameroon, Ghana, Hong Kong, Korea, Macau, Nigeria, Singapore, Thailand, or Vietnam**, Waitlist status is not permitted.
- If testing in **India** or **Pakistan**, you cannot request Sunday testing or testing closer to home.
- If not testing for the purposes noted on pages 1–2, international test-takers may only register to take the SAT in May.

Photo Requirements for Registration

To guard against impersonation, when you register for the SAT, whether online or by mail, you must provide an acceptable photo of yourself. Your photo will be added to your registration, will appear on your Admission Ticket, and will be required for admittance to the test center.

Learn more about how your personal information, including your photo, may be used on pages 48–50. If you have any concerns about the photo requirement, you should contact Customer Service at least 30 days prior to your intended test date. See the inside front cover for contact information.

.....
NOTE: *Students in the eighth grade and below at the time of testing are not required to provide photos during registration.*
.....

Choosing an Acceptable Photo

You are responsible for ensuring that your photo meets the requirements given below. Ask your school counselor to assist you if you need help providing a photo.

- Choose a photo that:
 - ◆ Shows only you — no other people are visible.
 - ◆ Shows a head-and-shoulders view with your entire face, both eyes, and hair clearly visible (head covering worn for religious purposes is acceptable as long as your entire face and both eyes are visible).
 - ◆ Is properly focused, with no dark spots or shadows.
- Your photo must be clearly identifiable as you and match your appearance on test day. If your photo is not easily recognizable as you, we cannot admit you to the test center.

Photo Tips

- We recommend using a passport photo, which is most likely to meet requirements.
- You can use an existing digital photo, scan in a school picture or passport-type picture, or take a new picture with a digital camera or smartphone.
- Black-and-white photos are acceptable.

Avoiding Unacceptable Photos

Here are some examples of ways in which a photo would be unacceptable:

- One or both of your eyes are not visible or are blocked. (For example, you may not wear sunglasses in your photo.)
- Multiple faces are shown in the photo.
- Your face is not visible or recognizable.
- You are wearing a hat or head covering that is not worn for religious purposes.
- The photo has been tampered with or digitally altered.
- Do not choose a photo in which your full face is not viewable or recognizable, including:
 - ◆ Part or all of your head is cut off in the photo.
 - ◆ You are shown in profile or three-quarter.
 - ◆ Your photo was taken too close up or from too far away.
 - ◆ Your photo is too blurry or too light.

Submitting Your Photo

If you are registering online:

- Successful upload of your photo only means that it meets the file type and size requirements. It does not guarantee that your photo is acceptable for test day.
- Digital photos must be in one of these file formats: .jpg, .gif, or .png.
- You can link to Facebook to add a photo to your registration. The photo must still be acceptable.
- You will have the opportunity to crop and reposition your photo after uploading it.


If you are registering by paper form:









- Your printed photo must be at least 2 x 2 inches and no more than 2.5 x 3 inches. Do not use a laminated photo (such as on an ID card).
- Write your name, date of birth, and high school code on the back of the photo, then tape the photo over the bar code. Use clear tape around all four edges of your photo.
- Do not use paper clips, staples, or glue.

If you are reregistering by phone:

- The Customer Service representative will apply your previously supplied photo to your new registration.
- If you need to submit or update a photo, you must register online or by paper and include a new photo that complies with the requirements noted above.

How to Complete the Paper Registration Form






We will return your registration unprocessed if the required items (shown in bold with a  symbol in the table below) are not included.

Item	Instructions and Notes
 1. Name	<p>Enter your FULL legal name EXACTLY as it appears on your photo ID. Spaces, hyphens, and apostrophes are allowed. Once your registration has been processed, you cannot change the name on the registration without calling Customer Service.</p> <p><i>Middle initials are optional, but, if provided, must match the first letter of your middle name on your ID.</i></p>
 2. College Board High School Code	<p>You must provide the correct six-digit high school code.</p> <ul style="list-style-type: none">■ Your school counselor can provide your code, or you can look it up online at collegeboard.org/sat-codes.■ If you are schooled at home, enter "970000." If you do not have a high school code, enter "000003" (in the U.S. or U.S. territories) or "000004" (in international locations). <p><i>Your high school will have access to your registration information and will automatically receive your scores.</i></p>
 NOTE: An invalid or blank code will result in your registration being returned to you unprocessed. The high school code (six digits) is different from the test center code (five digits).	
 3. Sex	Fill in the correct oval.
 4. Current Grade Level	You must provide your current grade level. Fill in as directed on the Registration Form.
 5. Date of Birth	Use MMDDYYYY format (e.g., "02141994").
 6. Photo	<p>You must provide a photo of yourself when registering.</p> <ul style="list-style-type: none">■ Affix your photo on top of the bar code.■ Your registration will be rejected if your photo doesn't meet the requirements listed under "Submitting Your Photo" on page 9.
 NOTE: See pages 8–9 for information on providing test-taker photographs.	
7. Social Security Number	You can provide a U.S. Social Security number if you have one. This is a unique number and helps us confirm your identity. You are not required to provide your Social Security number.
8. Expected High School Graduation Date	Fill in as directed on the Registration Form. This information will be used to ensure that your scores are grouped with the scores of other students graduating at the same time as you.
9. Student ID Number	If directed by your school, enter your student ID number, starting with the box farthest to the left.

Item

Instructions and Notes

! 10. Mailing Address	<p>We cannot process your registration without a full mailing address.</p> <ul style="list-style-type: none"> ■ Indicate whether your address is in the U.S./U.S. territories or international by filling in the appropriate oval in 10a. ■ International students: fill in the three-digit country code in 10b. Find your code in <i>The SAT Code List, International Edition</i> or at collegeboard.org/sat-codes. ■ Fill in your address completely in 10c. <ul style="list-style-type: none"> ◆ Use standard abbreviations (such as “ST” for “street”). ◆ Leave a space before a fraction, and use a diagonal line: $24 \frac{1}{2}$ ■ In 10d: Fill in your phone number, beginning with the area or city/region code.
11. Email Address	<p>We strongly recommend that you provide an email address so that we can contact you with important information about your registration.</p> <ul style="list-style-type: none"> ■ Provide an email address to receive an emailed link to your online Admission Ticket and important notices such as test center closings. ■ Fill in the oval next to “I would like to also receive a paper ticket” if you want us to mail you a ticket.
12. Mobile Number	<p>For students with U.S. mobile phones only: By entering your mobile number, you agree to the terms listed on the Registration Form. You can opt out at any time by calling Customer Service.</p>
13. Student Search Service® NOTE: See page 20 for more information.	<p>If you have not previously signed up for Student Search Service, we strongly recommend that you do so by filling in the oval for “yes.” If you do not answer, your current participation status will not change.</p>
14. SAT Questionnaire	<p>See pages 21–22 for information about why the SAT Questionnaire is important to you, and for instructions on how to complete it.</p>
! 15. Statement and Signature	<p>Copy the statement and sign the form. Forms that are not signed are subject to being returned unprocessed.</p>
! 16. Test Dates NOTE: See pages 14–15 for complete instructions.	<p>Choose the month in which you want to test.</p>
REMINDER: March is not offered internationally.	

Item	Instructions and Notes
<p> 17. Test Type</p> <p>REMEMBER: <i>You can only register for one test and one test date on a single form.</i></p>	<p>Choose one of the listed test types:</p> <ul style="list-style-type: none"> ■ SAT ■ SAT with Essay ■ SAT Subject Tests
<p> 18. SAT Subject Test Choices</p>	<p>If you selected Subject Tests in Item 17, choose up to three tests to take. If you want to take a Language with Listening Test, you can take one listening test in November only, along with up to two other Subject Tests.</p>
<p> 19. SAT and SAT with Essay Test Fees</p>	<p>If you chose SAT or SAT with Essay in Item 17, fill in the fee for the appropriate test. Enter this fee in Item 26a as well.</p>
<p> 20. SAT Subject Test Fees</p>	<p>If you're taking the Subject Tests:</p> <ul style="list-style-type: none"> ■ In 20a, fill in the Registration Fee. ■ In 20b, fill in the sum of the fees for each Subject Test except Listening Tests (e.g., \$40 for two tests). ■ If applicable, in 20c fill in the Language with Listening test fee. ■ Put the sum of these fees in 20d, SAT Subject Tests Fees, and enter this total in Item 26a.
<p> 21. Test Center Codes</p> <p>NOTE: <i>Test centers fill up quickly — register early.</i></p> <p>ALSO NOTE: <i>The five-digit test center codes are different from the high school code needed in Item 2.</i></p>	<p>Fill in the five-digit codes for your first- and second-choice test centers.</p> <ul style="list-style-type: none"> ■ Codes are available online at collegeboard.org/sat-codes. ■ For Sunday testing or requests to open a closer test center, see pages 5–6.
<p>22. Score Reporting</p> <p>NOTE: <i>See pages 15–16 for more information on sending scores.</i></p>	<p>The codes for colleges and scholarship programs are available online at collegeboard.org/sat-codes. Print as legibly as possible for accurate scanning.</p> <ul style="list-style-type: none"> ■ Your registration includes sending four score reports to colleges and scholarships at no extra charge. Fill in the codes in 22a. ■ If you choose to send additional reports, fill in the codes in 22b and complete the Additional Report Fees in Item 22c. <i>(Fee-waiver users, see page 19 for information about score report credits.)</i>
<p>23. SAT Score Verification Services</p> <p>NOTE: <i>See page 16 for more information about these services.</i></p>	<p>To order the Question-and-Answer Service (QAS) or Student Answer Service (SAS):</p> <ul style="list-style-type: none"> ■ Fill in the appropriate oval. ■ Enter the fee in Item 26c.

Item	Instructions and Notes
24. Credit Card Information NOTE: See pages 17–18 for acceptable forms of payment.	If you are paying by credit card: <ul style="list-style-type: none"> ■ You must fill out this section completely. Print as legibly as possible for accurate scanning. ■ Your credit card information will be secured and used only for the current transactions related to your registration, after which it will be removed from our system.
! 25. Non-U.S. Regional Fee	If testing outside the U.S. and U.S. territories: <ul style="list-style-type: none"> ■ Look up the country for your first-choice center in the region list (see pages 63–68 in this guide, or go to sat.org/international). ■ Fill in the oval for the applicable non-U.S. region, and fill in the fee for that region (see page 69) in the boxes and in Item 26e.
! 26. Totals NOTE: See page 17 for more information about adding up the fees. REMINDER: Make sure you include all additional fees that you owe, or your registration may be delayed or returned unprocessed.	<ol style="list-style-type: none"> 1. Put your totals from the applicable Items 19, 20, 23, and 25 in the appropriate boxes in Item 26. 2. If you are testing in the U.S. and sending in your registration after the regular registration deadline, include the late fee in 26d. 3. If you are testing in Canada, you may be subject to international taxes. See page 17 and, if applicable, enter the tax amount in 26e. 4. Add the amounts in 26a through 26e. Print the sum in the boxes labeled “TOTAL.” Please add your total carefully.

Important Notes About Your Paper Registration

- Make sure all required fields are completed, and that your name, sex, date of birth, and photo accurately represent the identifying information and photo on the ID you intend to present on test day.
- See Section 4 if registering to test with accommodations.
- If you need to change the name you registered under, your date of birth, or your sex on a registration once it has been processed, Contact Customer Service (see page 33).

Completing the Front and Inside of the Registration Form

Required Fields

Provide all information for the form items shaded in red.

Note the following:

- In **Item 1**, you must provide your last name/family name/surname, your first name/given name, and middle initial (if any) on the form. Your names should fit, but if not, fill in as much of each name as you can, to match the name(s) on your identification. Be sure to spell the name(s) exactly as they appear on the photo ID you intend to use on test day.

- In **Item 2**, enter your six-digit high school code. Follow the instructions on page 10 of this guide for what to do if you do not know your high school code or do not have a high school code.
- In **Item 3**, indicate your sex.
- In **Item 4**, the current grade levels may not accurately fit international students' current situations. If this is the case for you, fill in the oval for "12th grade or higher."
- In **Item 5**, provide your date of birth as instructed.
- In **Item 6**, provide your photo as instructed.
- In **Item 10**, indicate whether your address is a U.S. or an international address. **If you are an international student, you must also provide your country code in 10b.** Fill out the address fields completely. Also, fill in your phone number.
- In **Item 15** (inside the form), please complete the statement and sign the form. You will be asked to complete a similar statement during testing. The quality of your handwriting will not be used to calculate your score. Failure to provide the statements may result in your scores being delayed or canceled.
- Although not required, we strongly recommend that you provide your email address in **Item 11** to receive a link to your Admission Ticket and notification of when scores are released.
- Also not required, but recommended for students who have a U.S. mobile phone: In **Item 12**, decide whether you want to provide your mobile number. By providing a mobile number, you agree to receive text messages from the College Board about a test program for which you are registered; to participate in research surveys; and/or to receive free college planning services. If you have an unlimited text message plan, you will receive these messages at no additional cost; otherwise, standard text-messaging rates apply. You may also opt-out at any time.

Completing the Back of the Registration Form

Be sure to complete all items that are required, which are shaded in red.

Test Options: Items 16–20

Both the SAT and SAT Subject Tests are administered at test centers in the months noted in Item 16. See the back cover of this guide for the exact administration dates. Subject Tests are not offered in March, nor is testing available internationally in March.

If testing in Egypt, Korea, or Saudi Arabia, check online for available test dates at sat.org/international.

You can choose only one type of test in Item 17: SAT, SAT with Essay, or SAT Subject Tests. Forms that show more than one test date or type indicated on them will be rejected.

If you are taking SAT Subject Tests, choose up to three different tests in Item 18. Check the calendar on the back of this guide to see if the tests you want to take are offered

on the date you selected in Item 16. In November only, you have the option to take one Language with Listening Test along with other nonlistening tests offered in November.

If you selected SAT or SAT with Essay in Item 17, fill in the fee for the selection you made in Item 19. If you selected SAT Subject Tests, compute your test fees total in Item 20 as follows:

- Fill in the Registration Fee in 20a.
- If you chose one or more nonlistening tests, multiply the number of these tests by the test fee and fill in the amount in 20b.
- If taking a Language with Listening Test, fill in that fee in 20c.
- Add up the fees owed and enter the sum for **SAT Subject Tests Fees** in 20d.

Enter your test fees in Item 26a on the form.

Test Center Codes: Item 21

See pages 5–6 for information about choosing a Sunday center or requesting a center nearer to your home. Use the code search at collegeboard.org/sat-codes (or see your school counselor to view *The SAT Code List* booklet) to look up which centers in your area are open for the test date you selected in Item 16. Print the five-digit test center codes for your two top choices in Item 21 and fill in the corresponding circles. Remember that this five-digit code is not the same as your six-digit high school code.

Score Reporting: Item 22

Colleges and universities and other educational organizations are always looking for students who are interested in what they have to offer. One way you can show your interest is to send your scores to institutions that you think you might apply to. Be sure to take advantage of the four free score sends that you get as part of test registration. For the college and scholarship codes associated with the institutions you want to send scores to, see your school counselor or use the *The SAT Code List* booklet posted on collegeboard.org/sat-codes.

- Use Item 22a to choose up to four colleges or programs to receive your reports at no additional charge. Write the numbers as legibly as possible for accurate scanning.
- List additional institutions in 22b, again writing as legibly as you can, and use Item 22c to add up the score report fees that you owe. Enter the total additional score report fees in Item 26b on the form.

Important Notes About Score Reports

Score reports will be automatically provided to you and your high school and to the institutions you designate on the form. We encourage you to go to studentscores.collegeboard.org and sign in to (or create) a free account to review your online score reports.

- The colleges that you designate to receive score reports will have access to a copy of your essay, if any.

- If you want to use Score Choice options or otherwise change where your scores are sent, you have until nine days after the published test date to alter your four free score reports at no charge. **After that period, you will be charged the additional score report request fee for any added or changed report requests.**

SAT Answer Verification Services: Item 23

Use Item 23 to order SAT Answer Verification Services (these are not available for the SAT Subject Tests). These services are not designed to be used for test preparation, but they can provide test-takers with additional verification that their tests have been scored accurately.

Choose the service that is available for your test date, and enter the fee for the service chosen in Item 26c.

Note the following:

- Question-and-Answer Service (QAS) is a test-disclosure service that provides your test questions, the correct answers, and scoring instructions. For all of the questions you get the question designation (type or subscore relationship) and level of difficulty, and whether you answered correctly or incorrectly or omitted the answer.
- QAS is not offered for every test date. It is available worldwide in May for Saturday, Sunday, and school-based testing dates.⁴ In October and January, it is offered only for students testing in the United States and Canada on Saturdays in test centers.
- If you are approved for accommodations that require testing in school instead of a test center, the QAS is generally available for the May administration only. If you are testing in October or January with school-based accommodations and wish to receive the QAS, call the Services for Students with Disabilities (SSD) office at least two weeks in advance of test day to see if arrangements can be made.
- Student Answer Service (SAS) provides a list of question types, level of difficulty, and whether you answered correctly, answered incorrectly, or omitted the answer.
- SAS is available whenever QAS is not offered.

Important Information About QAS and SAS

- To pay for QAS or SAS with a fee waiver, you must request the service on your Registration Form in Item 23.
- Orders cannot be returned or canceled.
- QAS is not offered for makeup tests, even if it is an available service for the associated primary test date. However, SAS can be ordered for makeup tests.
- QAS and SAS are not available for scores that have been hand-score verified. Visit sat.org/verify-scores for more information.

4. School-based test dates are offered for students testing with accommodations that are not offered in centers.

- Because of the secure nature of the SAT, these services cannot be offered beyond their scheduled availability. As a result, if a problem arises and we are unable to deliver your QAS or SAS, the only remedy available is a refund.

Adding Up the Fees and Paying for Your Order

Credit Card Information: Item 24

If you are paying by credit card, you need to provide the full card number, the expiration date, and (if applicable) the billing ZIP code. Print the information in the boxes as legibly as possible, to ensure proper scanning. We accept American Express, Discover/Diner's Club, JCB, MasterCard, or VISA cards.

Non-U.S. Regional Fee: Item 25

If you are testing outside the United States and U.S. territories, look up the region that applies to your test center (see pages 62–66), and fill in the appropriate oval in Item 25 on the form. Print the non-U.S. regional fee in the boxes and enter it in Item 26e.

Totals: Item 26

Check to make sure you have recorded all of the score reports, services, and tests that you want to order as well as any additional fees that you owe. Put your totals in the appropriate boxes in Item 26.

Late Registration Fee (If Applicable) in Item 26d

Registrations must be postmarked by the regular registration deadline to avoid late fees. If you are mailing the Registration Form after the regular registration deadline, you must include the late fee or your registration will be returned to you unprocessed. Late fees apply only to domestic registrations — international registrations that arrive after the regular registration deadline will be processed for the next available test date, when possible.

.....
NOTE: *If registering online or by phone, check sat.org/register for late registration deadlines that apply.*
.....

International Fees (If Any) in Item 26e

If testing outside the U.S., enter the total from Item 25 in the appropriate boxes. If testing in Canada, add **International Taxes** in Item 26e as well:

- GST/HST 13141-4468RT (students in Canada)
- QST on GST (students in Quebec, Canada)

Add all figures and enter the sum in the **TOTAL** field.

Acceptable Forms of Payment

To register through an SAT international representative, see the end of this booklet for payment information. The following forms of payment can be used for registration.

- **Fee waiver:** You must enclose your completed, signed card. See the next page for more information.

- **Credit card:** You must fill in Item 24 for credit card payments using one of the cards listed on the form. Credit cards are not accepted for some international registrations. See page 8 or go to sat.org/international to view a list of registration restrictions.
- **PayPal:** In most cases, PayPal can be accepted as an electronic payment for transactions associated with registration, but you need to register online to pay with this method.
- **Check or money order payable to The College Board:** This can include a bank draft or international money order. Checks must be drawn on a U.S. bank.
- **UNESCO coupons:** These may be used.

Important Information About Payment

- Please add your total carefully. If we need to refund an overpayment, an administrative fee may be deducted.
- **DO NOT SEND CASH. We cannot accept cash or postal reply coupons.**
- **We will return your registration unprocessed if you don't enclose proper payment or a completed fee-waiver card.**

Check Processing

Our receipt of your payment check is your authorization for us to collect the amount of the check electronically by sending the check amount along with the check, routing, and transit account numbers to your bank. Your bank account may be debited as early as the same day we receive your payment. The original check will be destroyed, and an image will be maintained in our records. We reserve the right to electronically collect your eligible payment checks, at first presentment and any representation, from the bank account on which the check was drawn.

Refunds

Score service fees, including additional score report requests, QAS, and SAS, are refundable if you miss the test. Testing fees can be applied to a later test date if you miss your test date (see how to change your test date on page 33). Please visit sat.org/fees for more information.

Fee Waivers

Fee waivers are available for college-aspiring high school students who meet the income eligibility guidelines. If you are a high school student in the United States or U.S. territories, or if you are a U.S. citizen located outside the United States, you can ask your school counselor whether you are financially eligible for a fee waiver to cover the test fees. More information about eligibility is provided at sat.org/fee-waivers and in the pamphlet *Fee Waivers for the SAT and the SAT Subject Tests*, available from your school counselor.

Up to two fee waivers can be used for SAT Subject Tests in grades nine through 12, and up to two fee waivers can be used for the SAT in grades 11 and 12.

.....
NOTE: *One Subject Test fee waiver covers up to three tests taken on the same day.*
.....

.....
REMINDER: *The Free Application for Federal Student Aid (FAFSA) — the form you'll need to qualify for most financial aid opportunities — opens on October 1. If you are applying to colleges, you should aim to complete your FAFSA as early as possible.*
.....

Important Notes About Using Fee Waivers

- Fee waivers can be used to register for the tests at any time through the late registration period. Check sat.org/register for late registration deadlines that apply to online and phone registrations.
- Fee waivers cannot be used for requests for Waitlist status.
- Once you use a fee waiver, it cannot be reused. If you miss the test you registered for, you can transfer your registration to a later date, but you will be charged the change fee.
- If registering by paper, you must complete all required fields on the form and the fee-waiver card and enclose the completed card for your fee waiver to be accepted as valid payment.
- Along with your four free registration score reports, you are entitled to four additional score reports that you can use at any time before graduating from high school.
 - ◆ When you order reports online, you'll see how many additional score reports you have available that are free of charge.
 - ◆ You can also call Customer Service to determine your remaining free additional score reports.
- If you are eligible for a fee waiver but didn't actually register with one, request a fee waiver from your school counselor and use the fee-waiver code to order additional score reports.
- If you are a senior who has used a fee waiver to register or order score reports during high school, the College Board will send four College Application Fee Waivers directly to your online account during the fall of your senior year.

.....
NOTE: *The College Board's fee-waiver program is intended to help individual students for whom a test fee would be a barrier to college and does not replace third-party initiatives (such as district- or state-funded SAT) where they are available.*
.....

3. Completing the SAT Questionnaire

Connect to Colleges with Student Search Service®

Providing your information on the SAT Questionnaire and saying “yes” to Student Search Service helps you connect with colleges, universities, and scholarship programs that are looking for students just like you. If you take the PSAT/NMSQT, the SAT, SAT Subject Tests, or any AP® Exam, you can be included in this free service.

Here’s how it works:

During SAT or SAT Subject Test registration, if you are not already signed up, indicate that you want to be a part of Student Search Service by choosing “yes.” Your name and other information, including your address, high school grade point average, date of birth, grade level, high school, email address, intended college major, and extracurricular activities can then be made available to participating colleges and scholarship services.

Colleges and scholarship programs then use the Student Search Service to help them locate and recruit students with characteristics that they find to be a good match with their programs. This is a great way for you to get information about colleges with which you may not be familiar.

Important Notes About Student Search Service

- Being part of Student Search Service is voluntary. While most students who take the PSAT/NMSQT, AP Exams, SAT, or SAT Subject Tests participate in this service, you may take any of these tests even if you choose not to participate in Student Search Service.
- If you do not answer and have previously opted to participate in this service, we will continue providing your information. You can unsubscribe at any time by going to <http://student.collegeboard.org/student-search-service/opt-out> or by calling Customer Service.
- Colleges participating in Student Search Service never receive student scores or phone numbers. Colleges can ask for names of students within certain score ranges, but your exact score is not reported.
- Being **contacted** by a college doesn’t mean you have been **admitted**. You must submit an application in order to be considered for admission. The colleges and organizations that participate want to find students who fit in with their environment, classes, programs, scholarships, and special activities. Student Search Service is simply a way for colleges to reach prospective students like you and inform them of their opportunities.

- Student Search Service will share your contact information only with accredited colleges and approved educational or scholarship programs that are recruiting students like you. Your name will never be sold to a commercial marketing firm or retailer of merchandise or services (such as test prep). Please refer to Section 8, “Important Information for Test-Takers,” for our general SAT privacy policy.
- To preserve the integrity of the information contained in the Student Search Service database, the College Board reserves the right to bar or to remove, with or without notice, any student from the database.

Benefits of Answering the Questionnaire

- Item 14 on the inside of the paper Registration Form consists of 35 questions about you, your high school experiences, and your thoughts about college. While you do not have to respond to the questions, we strongly recommend that you do. Your responses give your school counselors and college admission officers information to use in assisting you with making future plans. The more information you provide, the more they can assist you.
- Your responses provide information to the College Board that helps us ensure that the SAT is a fair and accurate test for all students. Your answers to some questions (the questionnaire identifies which ones) will not appear on your score report but will be used by the College Board for research and planning.
- Your responses, when combined with those of all other students taking the SAT, contribute to an understanding of the academic preparation, extra- and cocurricular involvement, and post-high-school plans of your graduating class, which can assist colleges and universities in delivering programs and opportunities to serve you and your classmates.

Confidentiality

Institutions that receive your SAT scores and related data are required to maintain confidentiality of data and to adhere to College Board guidelines for using information. Your answers to Items 32 and 34 are not included on score reports to designated colleges but may be provided to your high school, school district, and state.

Updating Your Information

If you register for the SAT again, you do not need to re-enter all the questionnaire information. Be sure to update any responses that may have changed. When updating, answer the entire question — your new answer will replace the old one. For example, if you have taken calculus since the last time you registered for the SAT, you should list all math courses you have completed, including calculus.

.....
NOTE: *You can update your SAT Questionnaire online or by calling Customer Service.*
.....

If a Question Doesn't Apply to You

- Most of the questions are addressed to students still in secondary school. If you have yet to attend secondary school, or you are no longer in school, answer these questions as well as you can or leave them blank.
- Students in school systems outside the United States may find that Items 7, 8, 19, and 34 do not apply to them. Please answer each question as well as you can or leave it blank.

Questionnaire Directions

- 1. Indicate the total number of years of high school courses (in grades nine through 12) you have taken or plan to take in each of the subjects listed below.** If you have not taken any course in a subject and do not plan to take one in high school, fill in the oval in the “None” column. If you repeat a course, count it only once. If one (or more) of the courses is an Advanced Placement Program® (AP), accelerated, or honors course, you should also fill in the oval in the “AP/Honors” column. Indicate International Baccalaureate classes in the “IB” column.

- Mathematics
- English
(for example, composition, grammar, or literature)
- Natural Sciences
(for example, biology, chemistry, or physics)
- Social Sciences and History
(for example, history, government, or geography)
- Foreign and Classical Languages
- Arts and Music
(for example, art, music, art history, dance, or theater)

- 2.–6. Courses of Study.** For each year of secondary school, go down the list of courses and fill in those you took in that year. For every course that is designated as honors, AP, or dual enrollment (see below), fill in the oval in that column as well. Then fill in courses you plan to take (for example, if you are in 11th grade and plan to take calculus in 12th grade, fill in the corresponding oval). Finally, go down the list and mark the oval in the “None” column for courses that you have not taken and do not plan to take in high school.

.....
NOTE: *Dual enrollment is a course or program in which high school students can earn both high school and postsecondary credits for the same course. Dual credit courses may be located on a high school campus or the campus of a postsecondary institution, or taught through distance education.*
.....

- 7. Select your average grade in each course category.**

- A or excellent (usually 90–100)
- B or good (usually 80–89)
- C or fair (usually 70–79)
- D or passing (usually 60–69)
- E/F or failing (usually 59 or below)

- Mathematics
- English

- Natural Sciences
- Social Sciences and History
- Foreign and Classical Languages
- Arts and Music

8. Indicate your cumulative grade point average for all academic subjects in high school.

- A+ (97–100)
- A (93–96)
- A– (90–92)
- B+ (87–89)
- B (83–86)
- B– (80–82)
- C+ (77–79)
- C (73–76)
- C– (70–72)
- D+ (67–69)
- D (65–66)
- E or F (below 65)

9. What is your most recent high school class rank? (For example, if you are 15th in a class of 100, you are in the second 10th.) If you do not know your rank, check with your school counselor. If rank is not used in your school, give your best estimate.

- a. Highest 10th
 - b. Second 10th
 - c. Second fifth
 - d. Middle fifth
 - e. Fourth fifth
 - f. Lowest fifth
- } Top fifth

For Question 10, **provide information about the content of some of the high school courses that you have taken or plan to take, and related activities.** (You may mark more than one.)

10. Art and music course work or experience

- a. No course work or experience in this area
- b. Acting or the production of a play
- c. Art history or art appreciation
- d. Dance
- e. Drama or theater for appreciation
- f. Music history, theory, or appreciation
- g. Music, instrumental, or vocal performance
- h. Photography or filmmaking
- i. Studio art and design

11. In addition to regular class work, many students are involved in activities that reflect their abilities and interests. These include community service and involvement, extracurricular and out-of-school activities, and individual endeavors. Indicate in which grades you participated or plan to participate in the activities listed on the Registration Form. Remember to include activities and accomplishments that are not school sponsored as well as your extracurricular activities.

If you have held a major office or position of leadership in an activity (for example, class president, varsity team captain, or officer of a statewide organization) or if you have received an award or special recognition for achievement in an activity (for example, school prize for music or writing,

varsity letter, regional science fair prize, state orchestra), fill in the oval in the column marked "Officer/Award." (You may mark up to 10 activities.)

12. Indicate in which sports you have participated or plan to participate. (You may mark up to six sports.)

- | | | |
|------------------|---------------------|-----------------------|
| a. Baseball | k. Gymnastics | t. Squash |
| b. Basketball | l. Ice hockey | u. Swimming |
| c. Bowling | m. Lacrosse | v. Tennis |
| d. Cheerleading | n. Racquetball | w. Track
and field |
| e. Cross-country | o. Riflery | x. Volleyball |
| f. Diving | p. Rowing
(crew) | y. Water polo |
| g. Fencing | q. Sailing | z. Wrestling |
| h. Field hockey | r. Soccer | 0. Other |
| i. Football | s. Softball | |
| j. Golf | | |

▸ I have not participated in any sports

Questions 13 through 18 ask about the kind of college or university you are interested in attending during your first year in college. There are no right or wrong answers, and you may mark as many preferences as you like. If you do not have an idea about the kind of college or university you'd like to attend, fill in the last oval, "Undecided."

13. What type(s) of institution are you interested in attending?

(You may mark more than one.)

- a. Four-year college or university
- b. Two-year community or junior college
- c. Vocational/technical school
- d. Undecided

14. Which of the following are you considering?

(You may mark more than one.)

- a. Public university, state college, or community college
- b. Private university, college, or junior college (not religiously affiliated)
- c. Private, religiously affiliated university, college, or junior college
- d. Undecided

15. What size college(s) are you thinking of attending?

(You may mark more than one.)

- a. Fewer than 2,000 students
- b. About 2,000 to 5,000 students
- c. About 5,000 to 10,000 students
- d. About 10,000 to 15,000 students
- e. About 15,000 to 20,000 students
- f. More than 20,000 students
- g. Undecided

16. What college setting(s) do you prefer?

(You may mark more than one.)

- a. Large city or metropolitan area
- b. Medium-size city
- c. Small city or town
- d. Suburban community
- e. Rural
- f. Undecided

17. Where would you like to go to college?

(You may mark more than one.)

- a. Close to home
- b. In my home state
- c. In a state bordering mine
- d. Beyond states bordering mine
- e. Outside the United States
- f. Undecided

18. What type(s) of college are you considering?

(You may mark more than one.)

- a. All women or all men
- b. Coeducational
- c. Undecided

19. What is the highest level of education you plan to complete beyond high school?

(Mark only one.)

- a. Specialized training or certificate program
- b. Two-year Associate of Arts or Associate of Science degree (such as A.A., A.A.S., or A.S.)
- c. Bachelor's degree (such as B.A. or B.S.)
- d. Master's degree (such as M.A., MBA, or M.S.)
- e. Doctoral or related degree (such as Ph.D., J.D., M.D., or D.V.M.)
- f. Other
- g. Undecided

A list of general and specific majors or areas of study in college is given in *The SAT Code List* (available online at collegeboard.org/sat-codes). Although you do not need to know what your major in college will be, we would like you to mark the subject area or areas that interest you. In Questions 20, 21, and 22 you may indicate the specific or general areas of study that you are considering.

If you have none, please fill in number 999 (Undecided).

20. Indicate the major or area of study that is your first choice. Write in the code number and fill in the appropriate oval under each digit.

21–22. Indicate up to two other majors or areas of study that interest you.

23. Do you plan to look for a part-time job while in college?

- a. Yes
- b. No
- c. I don't know

- 24.** Some colleges allow well-prepared students to skip introductory courses and take advanced course work instead. This exemption is sometimes based upon the results of tests such as AP Exams, SAT Subject Tests, and tests of the College-Level Examination Program®. Some colleges give their own placement or “credit by examination” tests. **Do you plan to apply for Advanced Placement® credit, credit by examination, or exemption from courses in any of the following subjects?**

Art

Biology

Chemistry

Computer Science

English

Foreign Languages

Humanities

Mathematics

Music

Physics

Social Studies

- Yes
- No

- 25.** Below is a list of typical activities or clubs in which students participate in college. **Mark each activity in which you may want to take part while in college.**

a. Art

b. Athletics: Intramural or club sports

c. Athletics: Varsity sports

d. Community or service organization

e. Cooperative work or internship program

f. Dance

g. Debating or public speaking

h. Departmental organization (club within my major)

i. Drama or theater

j. Environmental or ecology activity

k. Ethnic activity or club

l. Foreign study or study-abroad program

m. Fraternity, sorority, or social club

n. Honors program or independent study

o. Journalism or literary activity

p. Music: Instrumental performance

q. Music: Vocal performance

r. Religious activity

s. Reserve Officers' Training Corps

(Army ROTC, Air Force ROTC, or Navy ROTC)

t. Student government

u. None of the above

- 26.** **Do you plan to apply for financial aid at any college?**

- Yes
- No
- I don't know

27. Where do you plan to live during your first year in college?

- a. At home
- b. Off-campus housing
- c. On-campus housing
- d. I don't know

The College Board wants its tests and services to be fair and useful to all candidates, regardless of their culture or background. When you answer Questions 28 through 30, it helps us evaluate individual test questions for fairness and improve our enrollment services. Additionally, your responses to these questions will be included along with your score reports to designated colleges, your high school, school district, and state, unless an institution requests that we do not include this information.

28. Please answer both questions about Hispanic origin and about race. For the following questions about your identity, Hispanic origins are not races.

- a. Are you of Hispanic, Latino, or Spanish origin? (You may check all that apply.)
 - a. No, not of Hispanic, Latino, or Spanish origin
 - b. Yes, Cuban
 - c. Yes, Mexican
 - d. Yes, Puerto Rican
 - e. Yes, another Hispanic, Latino, or Spanish origin
- b. What is your race? (You may check all that apply.)
 - a. American Indian or Alaska Native
 - b. Asian (including Indian subcontinent and Philippines origin)
 - c. Black or African American (including African and Afro-Caribbean origin)
 - d. Native Hawaiian or other Pacific Islander
 - e. White (including Middle Eastern origin)

29. Answer both questions below about your language background.

- a. **What language did you learn to speak first?**
 - a. English only
 - b. English and another language
 - c. Another language
- b. **What language do you know best?**
 - a. English
 - b. English and another language
 - c. Another language

30. What is your citizenship status?

- a. U.S. citizen or U.S. national
- b. U.S. permanent resident or refugee
- c. Citizen of another country
- d. Other or unknown

31. Colleges are often interested in contacting prospective students about their campus-based religious clubs and offerings. **Write in the number of your religious preference or affiliation.** If your religious preference or affiliation is not listed, please fill in number 97, "Other."

- | | |
|--|---|
| 01 I prefer not to answer | 39 Judaism |
| 03 African Methodist Episcopal | 41 Evangelical Lutheran Church in America |
| 05 Anglican | 43 Lutheran Church Missouri Synod |
| 07 Assembly of God | 45 Mennonite |
| 08 Baha'i | 47 Methodist |
| 09 Baptist | 49 United Methodist |
| 11 Southern Baptist Convention | 51 Eastern Orthodox churches |
| 13 Buddhism | 53 Pentecostal |
| 15 Christian-Disciples | 55 Presbyterian Church (U.S.A.) |
| 17 Christian Reformed Church in America | 56 Reformed Church in America |
| 19 Church of the Brethren | 57 Roman Catholic |
| 21 Church of Christ | 59 Seventh-Day Adventist |
| 23 United Church of Christ | 60 Sikhism |
| 25 Church of Christ, Scientist | 61 Society of Friends (Quaker) |
| 27 Church of God | 63 Unitarian Universalist Association |
| 29 Church of Jesus Christ of Latter-Day Saints | 65 Wesleyan Church |
| 31 Church of the Nazarene | 67 Worldwide Church of God |
| 33 Episcopal | 97 Other |
| 35 Hinduism | 99 None, no preference or affiliation |
| 37 Islam/Muslim/Moslem | |

Your answers to Questions 32 and 34 will not be reported to any colleges; however, these answers may be included in reports to your high school, school district, or state. In addition, your answers to Questions 32 through 34 may be used for research purposes or reports about groups of students, but only in ways that ensure your privacy.

32. How do you think you compare with other people your own age in the following three areas of ability? **For each area, fill in the appropriate response.**

Mathematical ability

Scientific ability

Writing ability

- Among the highest 10 percent in this area of ability
- Above average in this area
- Average in this area
- Below average in this area

33. Indicate the highest level of education of your parent/guardian. If you have two parents/guardians, indicate the level of education for your other parent/guardian in items 3 and 4.

1. Parent/Guardian 1
 - a. Mother or female guardian
 - b. Father or male guardian
2. Level of Education
 - a. Grade school
 - b. Some high school
 - c. High school diploma or equivalent
 - d. Vocational or trade school
 - e. Some college
 - f. Associate or two-year degree
 - g. Bachelor's or four-year degree
 - h. Some graduate or professional school
 - i. Graduate or professional degree
3. Parent/Guardian 2
 - a. Mother or female guardian
 - b. Father or male guardian
4. Level of Education
 - a. Grade school
 - b. Some high school
 - c. High school diploma or equivalent
 - d. Vocational or trade school
 - e. Some college
 - f. Associate or two-year degree
 - g. Bachelor's or four-year degree
 - h. Some graduate or professional school
 - i. Graduate or professional degree

34. What was the approximate combined income of your parents/guardians before taxes last year? Include taxable and nontaxable income from all sources.

- a. Less than \$20,000
- b. \$20,000 to \$40,000
- c. \$40,001 to \$60,000
- d. \$60,001 to \$80,000
- e. \$80,001 to \$100,000
- f. \$100,001 to \$140,000
- g. \$140,001 to \$200,000
- h. More than \$200,000

35. Mark all that apply.

- a. I have a parent/guardian who is on Active Duty in the U. S. Military
- b. I have a parent/guardian who is in the National Guard or the Reserves
- c. Neither of my parents/guardians have a current military connection.

4. Services for Students with Disabilities (SSD)

If you have a disability, such as a visual impairment or learning disability, you may need accommodations on SAT Program tests. Arrangements can be made if you need adjustments to the test setting, such as wheelchair accessibility or a seat near a proctor, or if you need accommodations such as a written copy of oral instructions, extended time, or access to medicine due to a medical condition.

Because test accommodations require specific materials, setup, and processing before test day, you need to apply for and receive College Board approval well in advance of the test date for which you wish to use the accommodations. Additionally, practice tests are available in all formats, including Braille, MP3 Audio, and assistive technology compatible. Check sat.org/practice for electronic formats, or contact the SSD office to order practice materials in Braille or other formats. (See the inside front cover.)

Applying for Accommodations

Most students submit a request for accommodations with the assistance of their school. Your school can request accommodations by using SSD Online.

- If you choose to request accommodations without the participation of your school, you should complete a paper Student Eligibility Form, which is available by contacting the SSD office.
- If requested by the SSD Online system, or if using a paper Student Eligibility Form, provide documentation of your disability and need for the requested accommodations.
- Submit the request as early as possible. The request process takes approximately seven weeks when documentation review is required. We recommend that you submit the form in the spring before your first College Board test (PSAT/NMSQT, AP, or SAT) of the following year. Go to collegeboard.org/ssd-calendar for specific deadlines for each test.
- Once approved for testing accommodations on College Board tests, you do not need to apply for accommodations again if you take another College Board test unless your needs have changed. However, if you move to a new school after you have been approved for accommodations, your new school will need to confirm your continued eligibility.
- Students approved for extended time for specific subject areas only (math, for example) will only receive those accommodations in the relevant sections.

NOTES: *Always bring your SSD Eligibility Letter with you on test day to provide documentation if needed. Also remember to include your SSD number every time you register.*

Temporary Physical and Medical Conditions

If you have a temporary medical condition that does not constitute a disability, such as a broken arm, you should transfer your registration to a later test date. If you are a graduating senior and must report scores to meet a college application deadline, or if you are taking an SAT Subject Test for a course in which you are currently enrolled, ask your school counselor to contact the College Board SSD office to see if temporary assistance can be provided.

Registering with Accommodations

The easiest and quickest way to register is online at sat.org/register. Be sure to enter your SSD Number where requested. Students who are testing with accommodations do not need to register by paper. If you prefer to submit a paper Registration Form:

- **Include a copy of your SSD Eligibility Letter in the envelope with your SAT Registration Form.** Your SSD Coordinator can print your letter for you.
- If you do not have your letter, include a note with your name, SSD Number, school name, and school code. Your SSD Coordinator can look up your SSD Number online, or you can call the SSD office to obtain it.

If you haven't yet applied for accommodations, do so as soon as possible, following the instructions above.

If you have not received a response to a request for accommodations prior to the registration deadline for an administration that you plan to take, you can register to test without accommodations. Your registration can be updated if you receive approval for accommodations, as noted below:

- If you approved for accommodations after registering but at least nine days before the test date, your registration will be updated automatically. If you do not receive a mailed Admission Ticket or an emailed link to a printable ticket that shows your accommodations by one week before the test, call the SSD office to confirm that your registration has been updated and to request a new ticket.
- If you submitted a request for accommodations at least seven weeks before your test day, and you are approved for accommodations less than nine days before the test date, you should call the SSD office to determine if your registration can be updated to include your accommodations. If not, you can:
 - ◆ Transfer to a later date (see next section).
 - ◆ Take the test without your approved accommodations. If you feel you did not do your best, you can cancel your scores immediately after the test (see page 43) or you can choose not to send them to colleges.
 - ◆ Attempt to test with your approved accommodations if enough materials and space are available at the center. Bring a copy of your SSD Eligibility Letter along with your photo ID and Admission Ticket with photo to the test center.

5. Registration Confirmation and Changes

Receiving Your Admission Ticket

Once you have registered for the SAT or SAT Subject Tests, you will be issued an Admission Ticket.

Online Tickets

- If registering online, you receive an online version of your Admission Ticket that you must print and bring with you on test day. You can go back online to print the ticket at any time before your test. You'll also be emailed a link to the printable ticket.
- If you register by phone (with your photo already on file) or paper and provide your email address, you will be emailed a link to a printable Admission Ticket.
- Online tickets are available to most students (unless under 13 years of age). If you registered by mail and do not have an online account, you can create one through collegeboard.org.

Mailed Tickets

- If you register by mail or phone without providing an email address, or if you request a paper ticket in Item 11 on the Registration Form, a paper ticket will be mailed to you. Call Customer Service if you have not received your ticket two weeks before the test date.

Important Notes About Your Admission Ticket

- **Your printed Admission Ticket is required for entry to the test center. Electronic copies are not allowed.** If you do not have your Admission Ticket, you cannot be permitted to test (and you will not be entitled to a refund of any test fees). Test center staff are not required to hold a seat for you if you must leave the center to retrieve your Admission Ticket.
- Your name, address, date of birth, sex, and photo will be displayed on your Admission Ticket. The information on your ticket must exactly match the information on the photo identification that you will present on test day.
- Test center supervisors will conduct a four-way match to validate your identity using your appearance, photo ID, Admission or Waitlist Ticket, and roster (which includes photos). You will be denied entry to the test center if the information on your Admission Ticket and your ID does not match.
- Do not write anything on your Admission Ticket before or during the test.

Making Changes to Your Registration

Changing Your High School Code

If you need to update your registration to correct your high school code, you can do so at no charge, but you must make the correction by the date listed on your ticket under “Registration Changes and Corrections.”

Changing Your Test Date, Test Center, or Test Type (SAT to SAT Subject Tests or the Reverse)

See the next page to learn how to change your essay option. You can make changes to your test date, test center, and/or the type of test you are taking. Test center and test type changes must be made by the date listed on your ticket under “Registration Changes and Corrections” in order to test on the original test day. **Please note that these changes cannot be made on test day.**

You can make any of the following changes using your online account or by calling Customer Service. A form of electronic payment (credit card or, if making changes online, PayPal) is required for the change fee, plus possible additional fees for a different test type.

- Test type (from SAT to SAT Subject Tests, or the reverse)
- Test center
- Test date (including transfers due to absence on test day)

Be sure to reprint your ticket if you make any changes to your registration information. Remember, if your Admission Ticket does not exactly match the information on the test center roster, you cannot be admitted to the test center.

If you are going to miss your test day and do not want to test on another date, you can request a partial refund up to five days before your test date. Visit sat.org/fees to learn about our refund policies. If you are absent on the day of the test, no score reports will be sent — it is not necessary to notify us.

Making Changes to Photo or Other Personal Information

If you are concerned that the photo you supplied does not meet the requirements, you can go online up to five calendar days before the published test date to upload a new photo. You must use or create a College Board online account for this purpose.

You may make updates to your personal information (name, date of birth, or sex) after registering by contacting Customer Service no later than the Monday five days prior to the published test date, by 8 p.m. ET. No changes may be made after that time.

Updating Your Contact or Score Report Information

You can make changes at no charge to your contact and score report information through your online account or by calling Customer Service. The following changes can be made even after your test date, as long as you make the changes by the date printed on your Admission Ticket under “Score Report Recipients”:

- You can change your mailing address, phone number, or email address.
- You can change score recipients already selected as part of your registration.
- Four score reports are free if ordered by the date on your ticket; you may add additional recipients for a fee (listed in the back of this guide and on the form).

Selecting Different SAT Subject Tests

On test day, you may be able to take SAT Subject Tests other than those listed on your Admission Ticket. You can choose to take any SAT Subject Test offered on test day, in any order, except for Language with Listening Tests. You won't be charged a change fee.

NOTE: *Because of the special materials involved for Language with Listening Tests, you cannot change from one listening test to another on test day, and you must always take a listening test in the first hour with other students taking listening tests.*

If you take more tests than are listed on your Admission Ticket, you will be billed for the additional fee(s).

- **If you are a student testing in the U.S.,** you can add or select a different Language with Listening Test by calling Customer Service no later than the date listed on the Admission Ticket under “Registration Changes and Corrections.” You will be charged for any test you add.
- **If you are a student testing outside the U.S.,** you cannot make changes involving Language with Listening Test registrations after the regular registration deadline because of shipping schedules.

Some students may not be able to change tests on test day if required materials are not available.

Adding or Dropping the SAT Essay

When you register for the SAT, you should consider carefully whether to choose the optional SAT Essay or not. Be sure to check the policies of the institutions you are interested in at sat.org/register. You **might** be able to change from SAT to SAT with Essay (or the reverse) on test day.

Changes to the essay option on test day:

- Must be requested at check-in. Students requesting a change will be seated after the other students on a first-come, first-served basis, if materials and space allow.
- Are not subject to a change fee.

- Are not guaranteed and will be made at the discretion of the test center staff at check-in. Changes may be declined by test center staff for various reasons, including lack of sufficient materials, staff, or seats to accommodate the change.
- Are not available to Waitlist students.
- Are not permitted for test-takers 21 and over.
- May not be permitted in certain test centers — see sat.org/international for details.

- Are not available for School Day administrations.

You won't be charged a change fee. You'll be automatically refunded or billed for the difference between your registration choice and the test you take on test day. We will process the refund/charge in the same manner as the payment you made when you registered. Fee waivers cover any changes to the essay option.

Once assigned a test room on test day, you may not change test type. Students attempting to change rooms after check-in will be dismissed from the center and their scores will be canceled.

If you are seated in an essay room and decide not to write the essay, your official score report will include an SAT Essay score of zero. Also if you leave the room before testing ends, your scores will be canceled.

6. Test Day Policies and Requirements

Test Security and Fairness

The College Board's Test Security and Fairness policies are designed to give every student a fair and equitable opportunity to demonstrate college readiness. They are also designed to prevent anyone from gaining an unfair advantage on SAT tests. When you register to take the SAT or SAT Subject Tests, you acknowledge that you have read, understand, and will comply with our Test Security and Fairness policies.

1. You must present acceptable photo identification for admission to the test center. You are responsible for understanding and following the SAT Test-Taker Identification (ID) Requirements and Policies as they appear online and on page 37 of this booklet.
2. Your scores and your registration information, including the photo you provided, will be made available to your high school. In the event of an investigation involving the validity of your test scores, your photo may be made available to institutions to which you have sent your scores; however, any college that is granted access to your photo will first be required to certify that you are an admitted student.

3. See Section 8, “Important Information for Test-Takers,” for more details about the use of your personal information and photo.
4. Allowing someone to impersonate you to take a College Board test, or engaging in impersonation to take a test for someone else, is strictly prohibited.
5. Sharing of test questions or answers is prohibited at any time. Never give questions or answers to anyone or discuss them by any means (email, text messages, exchanges via the Internet, or any other form of communication). There is never any point in time at which you are allowed to discuss test content unless it is released as part of a College Board service (such as the Question-and-Answer Service).
6. The use of phones and certain other electronic devices is prohibited in SAT test centers. You are responsible for understanding and following the Phones and Electronic Devices Policy as it appears online and on pages 40–42 of this booklet.
7. Test materials are secured before, during, and after the test. You are prohibited from accessing secured test materials at any time before or after the test. You are also prohibited from reading test materials without completing an answer sheet. If you leave your answer sheet blank, you are subject to dismissal.
8. If you exit the building before testing ends, your scores will be canceled.
9. While you are taking the test, you should not allow anyone to see the test questions or your answers — your test booklet and answer sheet should remain flat on your desk at all times.
10. The timing of each test section is strictly scheduled. You cannot skip ahead or go back to a previous test or test section in the test book or answer sheet while taking the SAT or SAT Subject Tests.
11. If your essay does not reflect your original and individual work, your entire test score may be canceled.
12. You may not consult textbooks, other people, electronic devices, or any other resources during the test or during breaks.
13. Calculators may not be shared, and may only be on your desk during applicable math test sections or tests. Unapproved use of a calculator in any test other than the Math Test – Calculator on the SAT or SAT Subject Tests in Mathematics will result in dismissal from the test center and cancellation of scores.

If you fail to comply with these Test Security and Fairness policies, you may be dismissed from the test center, and your scores may be withheld or canceled. If you are dismissed from the test center prior to completing the test because of failure to comply with these Test Security and Fairness policies, your test fees will not be refunded.

Legal action may be taken against test-takers who violate applicable laws.

For more information about test security and related policies, please also read the more detailed section titled “Grounds for Score Cancellation” on page 50.

On Test Day

All test centers open at 7:45 a.m. and doors close at 8 a.m., unless otherwise noted on your Admission Ticket. You will not be admitted after 8 a.m.

Test centers do not have large waiting areas. If you arrive earlier than 7:45 a.m., you might have to wait outside until testing staff complete their arrangements.

Please come prepared — you are responsible for reading, understanding, and complying with all of our policies. Failure to do so may result in the denial of entry to, or dismissal from, the test center.

Read this guide carefully, and go to sat.org/test-day to make sure you understand all our guidelines, requirements, and security policies.

SAT Test-Taker Identification (ID) Requirements and Policies

The test administration staff has sole discretion on test day for determining the validity and acceptability of any ID presented for admission to the test center, and for any determinations regarding noncompliance with ID policies.

You may be denied entrance to the test center, or your scores may be withheld or canceled, if you cannot present acceptable ID, if the validity of the ID is in question, or if you fail to follow these ID Requirements and Policies.

International students should check online at sat.org/international for requirements that might apply in their country.

Important: If you have questions about our ID Requirements and Policies, please contact Customer Service (see inside front cover) at least 30 days prior to your intended test date.

You are responsible for bringing an acceptable form of identification each time you report to an SAT test center. ID documents must meet all of the following requirements:

- Be a valid (unexpired) photo identification that is government issued or issued by the school that you currently attend. School IDs from the prior school year are valid through December of the current academic year. For example, school IDs from 2015-16 can be used through Dec. 31, 2016.
- Be an original document (not photocopied).
- Show your full name exactly as it appears on your Admission Ticket, including the order of the names.
- Show a recent recognizable photograph that clearly matches both your appearance on test day and the photo on your Admission Ticket.
- Be in good condition, with clearly legible English language text and a clearly visible photograph.

NOTE: *Not all of these requirements apply to Talent Search Identification documents used by students who are in the eighth grade or below at the time of testing; however, Talent Search Identification Forms must show an original student/parent signature.*

Examples of Acceptable Photo ID

The following photo identification is acceptable in most cases. See “Additional Identification Requirements that May Apply” for restrictions that apply in some cases.

- Government-issued driver’s license or nondriver ID card
- Official school-produced student identification card from the school you currently attend
- Government-issued passport
- Government-issued military or national identification card
- Talent Search Identification Form (allowed for students who are in the eighth grade or below at the time of testing)
- SAT Student ID Form (see below)

Special Instructions for Using the SAT Student ID Form

If you do not have another form of acceptable ID, you may be able to use the SAT Student ID Form, available online at sat.org/test-day. This form must be prepared and authenticated by the school you currently attend or by a notary if you are home-schooled. Attach your current photo in the area indicated on the form before having the form authenticated or notarized (following the instructions on page 2 of the form). This form is only valid as ID if you are testing in the United States and are under 21 years of age.

Additional Identification Requirements that May Apply

When you register for the SAT or SAT Subject Tests under the circumstances specified below, additional identification requirements will dictate what ID you can use on test day. In all of the cases below, only the listed form of ID will be accepted. There are no exceptions to these policies.

- If you are in **Waitlist status**, you must present an acceptable school- or government-issued photo ID that has been issued in the country in which you are testing.
- If you are testing in **Ghana, India, Nepal, Nigeria, or Pakistan**, you must present your passport.
- If you are testing in **Egypt, Korea, Thailand, or Vietnam**, you must present your passport or a government-issued photo ID from the country in which you are testing. If you travel to another country to test, you must provide a passport as identification.
- If you are **21 years of age or older**, you must present a government-issued photo ID or your passport. Student ID cards are not valid for test-takers age 21 or older.
- If you are in the **eighth grade or below at the time of testing** and are testing for Talent Search purposes, a valid Talent Search Identification Form is acceptable. In all other cases, you must present an acceptable photo ID.

Unacceptable ID

The following documents will not be accepted as proper ID under any circumstances:

- Any document that does not meet the requirements listed above

- Any document that is worn, torn, scuffed, scarred, or otherwise damaged
- Any document that appears tampered with or digitally altered

Examples of unacceptable ID:

- Credit or debit card of any kind, even one with a photograph
- Birth certificate
- Social Security card
- Employee ID card
- Missing child (“ChildFind”) ID card
- Any temporary ID card

Important Notes About Your ID

- **Matching Names:** You are responsible for ensuring that the name you used to register **exactly** matches the name on the ID document(s) you will present at the test center. Middle names and initials are optional on your documents; however, if provided, the middle initial must exactly match the first letter of your middle name on your ID.
- **Matching Appearance:** If test administration staff cannot sufficiently authenticate your identification from the ID you present, you may be denied admission to the test center, or your test scores may be withheld or canceled.
- Test center staff are not required to hold your seat if you leave the center to obtain acceptable identification.
- Prior admission to a test center based on any particular ID document is no guarantee that the same ID document will be considered acceptable in the future.
- Admission to the test center is no guarantee that the ID you provided is valid or that your scores will be reported. All reported or suspected cases of questionable ID or test-taker identity are subject to review before, during, or after the test administration.
- You should keep your ID and Admission Ticket with you at all times while in the test center, including during breaks. You may be required to show your ID and Admission Ticket at various points throughout the test administration.
- If you fail to comply with these Identification Requirements and Policies, you will be dismissed from the test center and your scores will be withheld or canceled. If you are dismissed from the test center prior to completing the test because of invalid or unacceptable ID, or failure to comply with these ID Requirements and Policies, your test fees will not be refunded. If it is discovered after your test administration that you used a false or invalid identification, your test scores will be canceled, and you will forfeit your registration and test fees. Your parent(s) or legal guardian(s) (if you are under 18), your high school, and the colleges and programs you have designated to receive your score reports will be notified and may be told why your scores were canceled. Law enforcement authorities may also be notified when fraud is suspected, and you may be banned from future tests.

Items to Bring for Testing

The only items allowed during testing are:

- Printed Admission Ticket, which is required for entry to the test center (see page 32)
- Acceptable photo identification (see pages 37–39)
- Two No. 2 pencils with soft erasers; **no pens or mechanical pencils**
- For math sections/tests that permit them: acceptable calculator (see page 41)
- For the Language with Listening Tests **only**: acceptable battery-operated CD player with earphones; no power cords or boom boxes are permitted (see page 42)
- A watch that has no audible alarm or communication/recording capabilities
- A bag or backpack (which must be stored under the desk during testing)
- Snacks and drinks (which must be packed away during testing)
- Extra batteries and backup equipment

Prohibited Items

Leave prohibited items at home — they are not allowed in the testing room. Prohibited devices include, but are not limited to:

- Cell phones or smartphones
- Audio players (with the exception of CD players used for Language with Listening Tests only) or recorders
- Tablets, laptops, notebooks, or any other personal computing devices, including wearable technology
- Separate timers of any type
- Cameras or any other photographic equipment
- Smartwatches and any other devices that can be used to record, transmit, receive, or play back audio, photographic, text, or video content (with the exception of CD players used for Language with Listening Subject Tests only)

Phones and Electronic Devices Policy

If your device makes noise, or if you are seen using it or you attempt to access it at any time, including during breaks, you will be dismissed immediately, your scores can be canceled, and the device may be confiscated. The College Board and testing staff are not responsible for loss or damage to personal items, including electronic devices, while you are in the test center.

Before testing begins, the proctor may collect and hold phones and other prohibited electronic devices during the test administration, including during break periods.

Acceptable Equipment

You are responsible for bringing the equipment needed for testing (with the exception of some equipment needed for approved accommodations); that is, an acceptable calculator for the SAT or SAT Subject Tests in Mathematics, and an acceptable CD player for Language with Listening Tests. If you can, you should bring backup equipment and extra batteries on test day in case your calculator or CD player malfunctions before or during the test.

General Calculator Policy

You will not be allowed to share calculators with other test-takers. Acceptable calculators are allowed for designated math questions only. You will be dismissed and your scores will be canceled if you use your calculator to share information during the test, or to remove test questions or answers from the test room.

Use of Calculators During the SAT

We recommend that you bring and use a calculator on the Math Test – Calculator component of the SAT. Bring a calculator you are comfortable using. We recommend the use of a scientific or graphing calculator rather than a basic, four-function calculator. You may not use a calculator on any section other than the Math Test – Calculator section of the SAT (unless approved by the College Board to use a basic, four-function calculator on the Math Test – No Calculator section as an accommodation).

Use of Calculators During SAT Subject Tests

Calculators may only be used on the Mathematics Subject Tests. You may not use a calculator for other SAT Subject Tests and must put it away when not taking a mathematics test. Some questions on the Mathematics Level 1 and Level 2 Subject Tests cannot be solved without a scientific or graphing calculator. We recommend the use of a graphing calculator rather than a scientific calculator.

Acceptable Calculators

Only battery-operated, handheld equipment can be used for testing. No power cords are allowed. A list of acceptable graphing calculators is given in the Student Guides and online at sat.org/test-day. Calculators permitted during testing include:

- Most graphing calculators
- All scientific calculators
- All four-function calculators (not recommended)

Unacceptable Calculators

Do *not* bring these unacceptable calculators:

- Laptops or other computers, tablets, cell phones, or smartphones
- Models that can access the Internet, have wireless, Bluetooth, cellular, audio/video recording and playing, camera, or any other smartphone-type feature
- Models that have typewriter-like keypad, pen-input, or stylus
- Models that use electrical outlets, make noise, or have a paper tape (unless approved by the College Board as an accommodation)

In addition, the use of hardware peripherals such as a stylus with an approved calculator is not permitted. Some models with touch-screen capability are not permitted (e.g., Casio ClassPad).

General CD Player Policies

CD players are required for Language with Listening Subject Tests (November only). If you need to purchase or borrow an acceptable CD player, please make arrangements in advance, as these items are not always readily available. Note that you will not be able to share equipment with another test-taker.

Acceptable CD Players

Only portable, battery-operated CD players are permitted for use on the Language with Listening Subject Tests. Acceptable players should display the industry standard label shown below.



Unacceptable CD Players

CD players with recording or duplicating capabilities are not permitted. No power cords are allowed. Boom boxes are not allowed.

7. Taking the Tests

Important Reminders for Taking the Tests

- To ensure that your answers are recorded properly for accurate scoring, you'll want to follow the guidelines below when marking answers in your test booklet:
 - ◆ Use a No. 2 pencil with a soft eraser. Do not use a pen or mechanical pencil. An essay written in pen will not scan and will receive a score of zero.
 - ◆ Make sure you fill in the entire circle darkly and completely.
 - ◆ If you change your response, erase as completely as possible.
- On the SAT, there is no penalty for guessing; you simply earn points for the questions you answer correctly. Try to give your best answer to every question — there's no advantage to leaving them blank.
- Use a watch to time yourself — no separate timers or alarms are allowed, as they distract other test-takers. Choose a watch that does not have advanced communication or recording features (as these are not allowed in the testing room).
- Do not skip sections, and do not leave your answer sheet blank. Doing so could result in score cancellation and/or delays.

- Store any snacks you bring out of sight in your backpack or a paper bag. Snacks may be consumed only during breaks.
- Plan ahead and bring equipment that is in good working order. Test center staff will not have extra batteries, calculators, CD players, or earphones. You will not be able to share equipment with another test-taker. See *The SAT Student Guide* or *The SAT Subject Tests Student Guide* or go to sat.org/test-day for information about calculators and CD players.
- Keep your ID and Admission Ticket with you at all times, especially if you leave the testing room. You may be asked to show your ID or Admission Ticket at any time while in the test center. Do not write on the Admission Ticket.
- You may be required to complete an additional section of the SAT. Students must complete all sections of the test. If you leave before dismissal, your scores will be canceled.

What to Do if Your Equipment Fails

If your calculator fails while you are taking the SAT, you can continue to test, or you can cancel your scores. You will have to cancel your entire test score — you cannot cancel just the mathematics section.

Please note that, if your calculator or CD player fails while you are taking an SAT Subject Test, you can cancel the score for just that one test as long as you notify the test room supervisor during the test. In all other cases, if you wish to cancel one test, you must cancel all tests you take during a single administration.

What to Do if You Need to Cancel Scores

Cancellations must be received by 11:59 p.m. Eastern Time on the third business day following the test. If you are testing on a day other than a published weekend administration date, check with the supervisor for the deadline that applies to you. Once we receive your request, your scores cannot be reinstated. Please note:

- You cannot cancel individual section scores of the SAT. If you wish to cancel your entire SAT test score, you must contact us by the specified deadline.
- For SAT Subject Tests, if you try to erase all your answers, or if you request to cancel your scores, all your tests taken that day will be canceled (except in the case of equipment failure). Remember that Score Choice (see page 54) gives you control over what Subject Test scores to send.
- Your signature is required to cancel scores. You can cancel your scores by mail or fax. Email or phone requests cannot be accepted. You can download a Request to Cancel Test Scores form from sat.collegeboard.org.
- If you cancel your scores, they will be removed from your record and not sent to any colleges or programs you previously selected as score report recipients on your registration.
- Unless you cancel your scores, all scores will remain on your record, even if you decide not to send them to any colleges or programs. Canceling requests to have score reports sent is not the same as canceling your scores.

Communicating Problems on Test Day

If you encounter problems on test day, you need to communicate them to the SAT Program as soon as possible, but no later than 11:59 p.m. Eastern Time on the third business day after the test to ensure that your concern is reviewed and addressed before your scores are released. If you are testing on a day other than a published weekend administration date, check with the supervisor for the deadline that applies to you.

Canceling Scores

Cancellations must be made in writing and will **include scores on ALL tests you take** on one date unless your equipment malfunctions on an SAT Subject Test.

Fax

610-290-8978

Overnight Mail

SAT Program
Score Cancellation
1425 Lower Ferry Road
Ewing, NJ 08618 USA

Test Center Complaints

If you have a complaint about the test center or testing conditions, send us a letter explaining your complaint.

All feedback is welcome. Please be aware that your scores could be delayed while your complaint is being reviewed, in the event additional investigation is required.

Fax

609-771-7710

Email

testcenter@info
.collegeboard.org

Overnight Mail

SAT Program
Test Administration Services
1425 Lower Ferry Road
Ewing, NJ 08618 USA

Test Error or Ambiguity

If you experience what you feel to be a test error or ambiguity, continue testing. Report the problem to the test center supervisor before leaving the center. Also send a letter, including the test section, test question (as well as you can remember it), and an explanation of your concern. The SAT Program will respond to inquiries received in writing.

Fax

917-591-2327

Email

satquestion@collegeboard.org

Overnight Mail

Assessment Design and
Development
The College Board
250 Vesey Street
New York, NY 10281 USA

Reporting Suspicious Behavior

If you observe behavior that you think indicates an attempt to copy or share answers, take test materials from the room, use prohibited aids, or otherwise gain an unfair advantage, report your observations to the room supervisor and contact the Office of Testing Integrity as soon as possible after you finish testing.

Phone

609-406-5430

800-257-5123 (test day only)

Email

testsecurity@info
.collegeboard.org

Receiving and Sending Scores

Your SAT score report contains your six most recent SAT scores and your six most recent SAT Subject Test scores.

Most, but not all, scores will be reported online several weeks after the test date. Go to sat.org/scores to check out when scores will be released.

Accessing the Online Score Report

On or about the score release date, you can log on to studentscores.collegeboard.org to view your scores easily. (You can also call Customer Service for an additional fee, listed in the back of this booklet.)

Be sure to set up a free account to access your online score report, which will include detailed information about your scores and how they compare to those of other students. You can also link to your Khan Academy account to use your results to receive personalized study plans.

Receiving a Mailed Score Report

If you register by paper and do not have a personal online College Board account, your score report will be mailed to you. You can also request a paper report when you register online.

Sending Additional Score Reports After You Test

You can order score reports at any time after you test (see the back of this booklet for fees). The easiest way to order score reports is through your online account. If you need to order by mail, you or your school counselor can download and print an order form from sat.org/resources.

8. Important Information for Test-Takers

The testing policies and other information provided in this guide apply to every SAT test administration (including district- or state-sponsored administrations such as SAT School Day) except where, and to the extent that, you are provided with different guidelines and rules issued by the College Board or Educational Testing Service (ETS).

- By registering for the SAT, you are certifying that you are the person whose personal information is being provided for this registration and that the information you are providing about yourself is accurate. If at the time of registration you provide false or misleading information about yourself, such as name, address, date of birth, current grade level, expected graduation date, attending high school, or photo, such misrepresentation can result in a score validity investigation and cancellation of scores.

- If your school participates in an SAT School Day administration and/or a bulk registration process for the test, the College Board may receive your personal information, including first name, last name, sex, date of birth, and mailing address, from your school. This information will be kept secure and added to your permanent College Board record to be used for score reporting purposes as well as the other purposes that are outlined in this guide and in registration materials. By taking the SAT test and signing the SAT answer sheet, you acknowledge that your school has provided this information to the College Board and consent to the College Board retaining this information.
- Creating multiple College Board student accounts, intentionally or inadvertently, is strictly prohibited and can result in an investigation and/or the merging of relevant records.
- If you want to cancel your scores, you should do so immediately after the test. Your request must be received by the third business day after a test administration. Once you submit your request to cancel scores, your scores cannot be reinstated and are not reported to you or your designated institutions.
- Only score reports from completed and scored tests are sent to your colleges and scholarship programs. Scores from future tests for which you registered but have not yet completed are not included. You can send all your scores to an institution, or you can choose to select which scores to send an institution by test date for the SAT and by individual test taken for SAT Subject Tests. Score Choice is optional; if you decide not to use it when sending scores, the College Board will send all of your scores to the recipient institutions.
- Each time you test, you can choose those colleges or scholarship programs to which you want to send your scores. The first four are included with your test registration fee. If you are undecided about where to send your scores, you can add or change your score recipients online. Corrections and additions to your score report recipients can be made online until nine days after the test. The four score-sending requests that are included with registration cannot be applied to past or future score-sending requests or registrations.
- Most, but not all, scores will be reported online and available by phone several weeks after the test date. Your score report will be delivered to the high school, colleges, universities, and scholarship programs you indicated when you registered, and additional score report requests will be delivered a few weeks after the request is received. A paper copy of your score report can be requested at the time of registration.
- SAT Program policies are subject to change at any time for test security or other reasons. The SAT Program will attempt to provide adequate prior notice, although circumstances may limit our ability to do so.

- The College Board will not be responsible for personal property, including prohibited items, brought to the test center on test day that becomes lost, stolen, or damaged.
- In certain rare cases when there is unexpected volume in a particular area, resulting in lack of test center space, the College Board reserves the right to move test-takers to a different location or to a subsequent test administration.
- In the event of a test security–related concern, public health threat, natural disaster, terrorist act, or other unexpected events or circumstances, the College Board may cancel testing for all or a particular group of test-takers. When this occurs, the SAT Program will attempt to provide adequate prior notice, although circumstances may limit our ability to do so. Once determined, we will communicate test cancellations and, where feasible, alternative test dates for affected test-takers.
- In order to ensure the integrity of the SAT Program, the College Board reserves the right to bar any individual or group of individuals from registering for and/or taking the SAT or a Subject Test.
- If the College Board becomes aware that you or someone else may be in imminent danger, including a determination based on the content of your essay, we reserve the right to contact the appropriate individuals or agencies, including your high school or law enforcement agencies. We might also provide the relevant essay or other content, along with any personal information, to those contacted.
- Except as otherwise indicated in this guide, the College Board, including its subcontractors, shall not be liable to test-takers, schools, school districts, or anyone claiming by or through them for any damages, including direct, indirect, special, incidental, consequential, exemplary, or punitive damages, which are caused by, arising from, or otherwise related to the failure of test administration personnel, the students or the school, or the test center to comply with the College Board’s and its subcontractors’ test security and test administration policies and procedures, whether or not the College Board has been advised of the possibility of such damages.
- The College Board or its designee may make use of video surveillance cameras at any or all test centers for the purpose of test security. These images, which may permit the College Board to identify specific individuals, may be collected, stored, reviewed, and used for the purposes of (1) identifying and/or investigating possible SAT test security incidents; (2) collecting evidence in connection with possible SAT test security incidents; and (3) enhancing SAT test security. These images are maintained following the test administration for so long as is reasonably necessary for the purposes specified. Thereafter the images are securely destroyed. The College Board will NOT use or disclose video surveillance information except as described above, as requested by law enforcement, and/or as reasonably necessary to protect the rights and property of the College Board or third parties.

- We occasionally pretest new items to determine if they should be included in a future SAT test form. These items may appear in any of the test sections, and testing time will be extended by 20 minutes so test-takers have time to answer them. These items will not be included in computing test-takers' scores.
- The College Board's processes are designed to ensure that registration records are properly handled and processed, and that answer sheets are properly handled and scored. In the unlikely event that an issue arises in connection with shipping or otherwise processing registration materials, answer sheets, or score reports, or with regard to scoring the test, or score reporting, the College Board will correct the error, if possible, schedule a makeup test for impacted test-takers, or provide a refund of the test fee. These are the sole remedies for test-takers in relation to such issues. The College Board has sole discretion in determining whether to score lost answer sheets that are eventually recovered.

Privacy Policy

The College Board recognizes the importance of protecting your privacy rights.

The College Board employs an array of measures, in compliance with applicable laws and the policies and guidelines set forth herein, to manage and safeguard personal information that you provide to the College Board. For personal information you provide online, please also see the College Board's online privacy policy at collegeboard.org/privacy-policy. See the next page for information regarding unsolicited telemarketing calls.

You will be required to provide your name, the name or code of the high school you attend, and other personal information during the registration process. The College Board maintains records of the personal information and photo that you provided at the time of registration for each test date, which were used to produce the photo Admission Ticket required for test center entry. You will have the option to disclose your information for scholarship purposes, Student Search Service, score reporting to institutions other than your high school, and receiving communications from the College Board.

The College Board may use scores and information you provide for research purposes and may share your scores and information with third parties to enable them to provide services to the College Board, or to conduct research consistent with the College Board's not-for-profit education-related mission. Recipients of your data will be obligated by the College Board to implement controls to protect the confidentiality and security of your data.

Your scores will be made available to your high school. In addition, your individual scores and other information you provide during registration and testing may be reported to your district or state and/or their agents and representatives for educational, diagnostic, and/or reporting purposes. For more information about the guidelines on the uses of College Board test scores and related data, ask your school counselor or download *Guidelines on the Uses of*

College Board Test Scores and Related Data from research.collegeboard.org/data. **Your name will never be sold to a commercial marketing firm or retailer of merchandise or services (such as test prep).**

Some of the information, including photos, is available to your high school, the ETS Office of Testing Integrity, and the College Board. In the event of an investigation involving the validity of your test scores, your photo may be made available to institutions to which you have sent your scores. Any college that is granted access to your photo will first be required to certify that you are an admitted student. When legally compelled to do so, for example pursuant to a subpoena, the College Board may provide your personal information and photo to outside parties.

The College Board will disclose scores to a student's parent or guardian if the parent or guardian is able to supply to the College Board the required authentication information, unless the College Board determines in its sole discretion that its records on the student contain a court order, state statute, or legally binding document relating to matters such as divorce, separation, or custody that restricts the parent's or guardian's access to the student's scores. The College Board will not independently investigate whether a court order, state statute, or legally binding document exists other than in its records; rather, relevant documents and information must be submitted to the College Board. The College Board reserves the right to request additional documents and information in connection with determining whether or not to disclose scores to a parent or guardian.

Telemarketing and Internet Scams

From time to time, we receive reports of phone scams in which callers posing as employees of the College Board contact students and families attempting to sell test-preparation products, or otherwise request sensitive, personally identifying information, such as credit card and Social Security numbers. Some of these callers engage in illegal spoofing to make it seem as if the call is coming from the actual company. **These calls do not come from the College Board. The College Board does not make unsolicited phone calls to students or families requesting this type of information.** This type of activity, known as telemarketing fraud, is a crime. Should you receive an unsolicited phone call or text message from someone claiming to work for the College Board, including where your caller ID indicates that the telephone number originates from a College Board location, do not provide the caller with any personal information.

Should you have a question about the origin of a phone call you have received in which the caller claims to be from the College Board, contact Customer Service. To make a complaint, and to obtain more information about protecting yourself from telephone and Internet scams, visit the FTC's Consumer Information site at www.consumer.ftc.gov.

Grounds for Score Cancellation

As the College Board test administrator, ETS has in place procedures that are designed to ensure that the SAT is fairly administered on test day. The College Board and ETS strive to report scores that accurately reflect the performance of every test-taker. Accordingly, ETS standards and procedures for administering tests have two primary goals: give all test-takers equivalent opportunities to demonstrate their abilities, and prevent any test-taker from gaining an unfair advantage over others.

ETS reserves the right to dismiss test-takers, decline to score any test, and/or cancel any test scores when, in its sole judgment, as applicable, a testing irregularity occurs; there is an apparent discrepancy in the test-taker's identification; a test-taker is improperly admitted to the test center; a test-taker engages in misconduct; based on a test-taker's testing history, the validity of the score is suspect; or the score is deemed invalid for another reason, including, but not limited to, discrepant handwriting, unusual answer patterns, or plagiarism. Investigations that are pending are kept confidential, but results of completed investigations may be communicated to intended score recipients, including if investigation indicates attempts to gain an unfair advantage through actions such as impersonation, use of prohibited items, or attempts to send/receive test content.

When, for any of these reasons, ETS cancels a test score that has already been reported, it notifies score recipients that the score was canceled, but it does not disclose the reason for cancellation unless authorized to do so by the test-taker, there is suspected impersonation, in certain cases that affect a group of test-takers, or where required by law.

Testing Irregularities Testing irregularities refer to problems or irregular circumstances or events associated with the administration of a test. When they occur, they may affect an individual or groups of test-takers. Such problems include, without limitation, administrative errors (e.g., improper timing, improper seating, accommodations not approved by the College Board, defective materials, and defective equipment), indication of possible preknowledge of secure test content, and other disruptions of test administrations (e.g., natural disasters and other emergencies).

When testing irregularities occur, ETS may cancel an administration or individual registrations, decline to score all or part of the test, or cancel the test score. ETS may do so whether or not the affected students caused the testing irregularities, benefited from them, or engaged in misconduct. ETS is solely responsible for determining whether testing irregularities have occurred, and its decisions are final.

When it is appropriate to do so, ETS gives affected test-takers the opportunity to take the test again as soon as possible, without charge. These remedies are the sole remedies available to test-takers as a result of testing irregularities. See page 53 for more information about makeup testing.

Identification Discrepancies When, in the judgment of ETS or test center staff, there is a discrepancy in a test-taker's identification or photograph on the Admission Ticket, the test-taker may be denied admission to or dismissed from the test center; in addition, ETS may decline to score the test, or immediately cancel the test score.

Misconduct When ETS or test center personnel find that there is misconduct in connection with a test, the test-taker may be dismissed from the test center, or ETS may decline to score the test or may cancel the test score. Repeated infractions during the test may result in dismissal from the test center or score cancellation. Test-takers whose scores are canceled due to misconduct will forfeit test and registration fees. Misconduct includes, but is not limited to:

- Taking any test questions or essay topics from the testing room, including through memorization, giving them to anyone else, or discussing them with anyone else through any means, including, but not limited to, email, text messages, or the Internet.
- Obtaining improper access to the test, a part of the test, or information about the test, or to the test center.
- Referring to, looking through, or working on any test, or test section in the test book or answer sheet, other than during the testing period for that test or test section.
- Referring to, or looking through, any test or test section while leaving the answer sheet blank.
- Attempting to give or receive assistance, including by copying. Discussion or sharing of test content during the test administration, during breaks or after the test, is prohibited. Communication with other test-takers in any form is prohibited while testing is in session in the testing room.
- Using any prohibited items such as, but not limited to, cell phones, smartphones, smartwatches, other oral or written communication devices or wearable technology, notes and reference books, etc., in connection with the test, including during breaks.
- Sharing or other misuse of equipment, including using a calculator on a test or test section for which calculator use is not allowed.
- Consuming food or drink in unauthorized areas.
- Leaving the test room without permission.
- Leaving the building at any time during the test administration, including during breaks.
- Attempting in any manner to remove from the test room any part of a test book or any notes relating to the test.
- Attempting to take the test for someone else or attempting to have someone else impersonate you to take the test.
- Using a telephone or cell phone or any other prohibited digital and/or electronic device without permission of the test center staff.
- Creating a disturbance or failing to follow instructions given by test center staff.
- Failing to follow any of the test administration regulations contained in this registration guide, in other registration materials, or given by the test supervisor.

Testing History Based on a test-taker's history, ETS reserves the right, in its sole discretion, to cancel scores without applying procedures normally afforded to students under the following "Invalid Scores" section.

Invalid Scores ETS may also cancel scores if it judges that there is substantial evidence that they are invalid for any other reason. Evidence of invalid scores may include, without limitation, plagiarism, discrepant handwriting, unusual answer patterns, text that is similar to that in other essays, paraphrasing of text from published sources, and essays that do not reflect the independent composition the test is seeking to measure.

Before canceling scores as noted under this "Invalid Scores" section, ETS notifies the test-taker in writing about its concerns, gives the test-taker an opportunity to submit information that addresses the concerns, considers any such information submitted and, if substantial evidence still exists that the scores are not valid, offers the test-taker a choice of options. The options may include voluntary score cancellation or third-party review, a free retest under closely monitored conditions, or arbitration in accordance with ETS's standard Arbitration Agreement. In addition, when ETS notifies the test-taker about concerns, the test-taker is sent a copy of the booklet *Why and How Educational Testing Service Questions Test Scores*, which explains this process in greater detail. (Any test-taker may request a copy of this booklet at any time.) Notification of the concern may be made via email if an email address is available.

If at any time before, during, or after a review of questionable scores, ETS finds that misconduct has occurred in connection with a test, ETS may treat the matter under its misconduct procedures; in that event, the options available under this "Invalid Scores" section or the "Testing Irregularities" section, as applicable, will not be available, even if those options were previously offered.

NOTE: *The retest option is available only for tests administered in the United States and Canada. The arbitration option is available only for tests administered in the United States.*

Suspected Impersonation In cases where the College Board or ETS believes that someone other than the registered test-taker took the test for the registered test-taker, and in other cases where required or permitted by law, the College Board and ETS may refer the matter to law enforcement and inform the registered test-taker's parent(s), legal guardian(s), high school, and colleges and other institutions to which the registered test-taker requested scores be sent. The registered test-taker specifically acknowledges, and agrees to, such disclosure.

Reporting Misconduct or Suspicious Behavior All SAT exams are administered under strict supervision and security measures. To report any suspected violation of our Test Security and Fairness policies, or any suspicion concerning the security of an SAT test administration, please contact the Office of Testing Integrity by phone at 609-406-5430 between 7:30 a.m. and 5:30 p.m. Eastern Time, by fax at 609-406-9709,

or by email at testsecurity@info.collegeboard.org as soon as possible. All information will be held strictly confidential unless required to disclose it by law.

Makeup Testing

The following policies apply to makeup testing:

- The availability of makeup testing and the conditions under which test-takers are entitled to take a makeup test are at the sole discretion of the College Board.
- Only registered students can take a makeup test. Students who have already tested during the same administration may not use a makeup administration to retest or to take a different SAT Program test.
- You may test only at the center for which you are registered or authorized.
- You must present an acceptable ID and an Admission Ticket with photo.
- You may only take tests that you registered to take on the original date.
- You must take the entire SAT, SAT with Essay, or SAT Subject Test at a makeup test.
- Sunday testing is offered for religious reasons only, not for makeup testing.
- Access to scores from makeup administrations may be subject to several weeks' delay.
- The Question-and-Answer Service (QAS) is not offered for makeup tests, even if QAS was available for the original test date.
- Waitlist registrants are not eligible for scheduled makeup test administrations.

Score Verification

You can request a multiple-choice hand-score verification or Essay score verification or both, up to five months after the test date, by printing and completing a Request for SAT Score Verification form, available online at sat.org/verify-scores. Read the information on the form carefully before deciding to request this service. There is a fee for this service. If you used a fee waiver to pay SAT registration fees, the score verification fee will be reduced.

Reporting

General Information Each time you take an SAT Program test (SAT, SAT with Essay, or SAT Subject Test), the scores are added to your College Board record. Your six most recent SAT and six most recent SAT Subject Test reportable scores are reported to you and to your high school. Most students' scores are made available to them online several weeks after the test. A paper copy is sent to you by mail if you register by mail and do not have a free College Board online account or if you indicate your preference to continue receiving a paper copy. A copy of your score report is made available to your high school and to the colleges and scholarship programs you chose when you registered. Make sure you put the high school/AI code on your registration. Additional score reports

may be ordered and will be sent to your designated choices between one and three weeks after the request is received.

We keep your full score history on file, and we cannot delete specific scores from your record. If you do not want your test scored at all, request a score cancellation form from the test center supervisor on test day or immediately go online to learn how to cancel test scoring at sat.org/scores.

The report you receive and the reports received by colleges and your high school contain scores that have been converted to the College Board's 200- to 800-point scale for all SAT Program tests. Note that the SAT includes additional scores that offer insights into your skill levels.

The College Board does not use either your raw score or your reported scaled score by itself or in combination with any other information to predict your individual future academic performance at specific postsecondary institutions. However, the College Board does provide assistance to individual colleges and universities to help them use and interpret SAT and SAT Subject Test scores. Test scores are the property of the College Board.

Delayed Scores Scores can be delayed for various reasons; we will notify you if your scores are subject to any unusual delays. If your score report is not available online when expected, you should check back the following week. If you have not received your online report by two weeks after the score release date, or your mailed score report by six weeks after the score release date, contact Customer Service by phone or email. Score release dates can be found at sat.org/scores.

Score Choice™ Score Choice is an option that allows you to choose which scores you send to selected colleges for admission purposes as well as which scores you send to selected scholarship programs. Please note that different colleges and scholarship programs use SAT scores in different ways. We've collected SAT score-use practices from every college or scholarship program that chose to provide the requested information in order to help you make an informed choice about the scores you send. Please note:

- College and scholarship program-specific SAT score use practices referenced in Score Choice materials are based on information provided to us by each participating college or scholarship program.
- The description of a particular SAT score-use practice in the Score Choice materials might not include every aspect of how a college or scholarship program uses a student's score for admission decisions; additionally, SAT score-use practices for a particular college or scholarship program may change periodically and may not be automatically updated in Score Choice. Therefore, we recommend that you check with the college or scholarship program to which you are sending SAT scores to confirm its SAT score-use practice.
- Where you send your scores, and which scores you choose to send, are important decisions that you should research and consider carefully and discuss with your parents and school counselors. While we have made available the information on score-use practices provided to us by

participating colleges and scholarship programs to assist you in this process, we are not responsible for the accuracy of the information or the consequences of your decisions. You and your high school will continue to receive reports containing all of your scores.

- If you opted in to the Student Search Service, colleges can receive your name related to score range information, but your exact score will not be reported. Colleges must certify that they will not use your information to make or influence individual admission decisions.

Sending Scores to College and University Systems For certain college and university systems, once you submit your score to one school, other schools within that system will also have access to your score. Please note, however, that if you are applying to more than one school within a college or university system, it is still important for you to send your SAT scores to each individual school. If you are not sure whether the specific school you are applying to is part of such a system, contact the school's admission office.

Additionally, if you have decided to participate in the Student Search Service, colleges and universities may identify you to provide you with materials about college admission and financial aid. Student Search Service does not report your course grades, test scores, phone numbers, or Social Security number to these organizations, but organizations can request student information based on a variety of criteria, which may include score range or other variables such as geographical location or expressed interests.

Scholarships Most of the scholarships available from the college and scholarship programs listed in *The SAT Code List* booklet are restricted to U.S. residents or children of employees of the scholarship sponsors. For more information, contact the colleges and scholarship programs in which you are interested. The SAT Program automatically reports scores to certain U.S. government and state scholarship programs to be used as one source of information to recognize student achievement. The SAT Program provides the report of your records for this purpose so that you do not have to use one of your free score reports. Your SAT score will be reported automatically for consideration if your mailing address or high school is in one of the following states:

Alaska, Delaware, Georgia, Idaho, Illinois, Kentucky, Maryland, Missouri, North Carolina, New Jersey, Pennsylvania, Rhode Island, Tennessee, Washington, or West Virginia.

For students who meet certain specific criteria (last name and score range), North Carolina State University may provide a scholarship regardless of your state of residence.

.....
NOTE: *State scholarship program participants may change at any time, and this guide may not always reflect the most up-to-date information.*
.....

If you attend school or live in one of the states listed above, you can stop the automatic reporting of your test scores by writing to **The College Board SAT Program, Attention:**

Confidentiality, P.O. Box 025505, Miami, FL 33102 by no later than the 15th day after the test date.

The SAT Program automatically reports scores and identifying information for Presidential Scholar consideration for test-takers in all states, the District of Columbia, U.S. territories, and Puerto Rico, and for U.S. citizens abroad.

Releasing Your Scores to the New York State Scholarship Program The New York State Scholarship Program requires that New York State students who wish to be considered for the Robert C. Byrd Honors Scholarships and Regents Scholarships at Cornell University on the basis of their SAT scores take the SAT before Nov. 1, 2016. The latest published SAT administration date that meets this deadline is Oct. 1, 2016.

The New York State Standardized Testing Law requires that you specifically authorize the sending of all reports. Your SAT scores and other information from your record will be sent to the scholarship program if you authorize the release of your scores at the time that you apply for a scholarship. To do that, you must answer “yes” and sign the score release statement in the scholarship application. Scholarship application forms are sent by the State Education Department to principals of all high schools in New York State in December or January. If you follow these procedures, there is no fee for sending reports to the New York State Scholarship Program.

The College Board releases to the New York State Scholarship Program the names, addresses, and other identifying information of seniors who registered to take the SAT prior to Nov. 1, 2016, who are New York State residents and who apply for scholarship(s). This procedure facilitates the matching of student files so that scores for all students who authorized their release are sent to the New York State Scholarship Program. If you do not want your name and address released for this purpose, notify **The College Board SAT Program, NYS Scholarship Program, P.O. Box 025505, Miami, FL 33102**.

Procedures for Keeping Scores on File Your test scores, your responses to the SAT Questionnaire, and related personal information that you provide to the College Board, as well as the scores you receive on the tests, become part of your student record and are kept indefinitely, unless you tested before entering the ninth grade. If you test in the eighth grade or before, your scores are removed from your file at the end of the school year that you tested. If you don't want your scores removed, you must let us know before the end of June of the year you tested. Send a letter, signed by you and your parents, requesting that the College Board retain your scores. Please include your name, your identification information, registration number, and test date to: **The College Board SAT Program, Attention: Talent Search Scores, P.O. Box 025505, Miami, FL 33102**.

For requests to have a permanent College Board student record removed, individuals must call College Board Customer Service or write to the College Board, Attention Customer Service. See the front of this booklet for the phone number and address.

Ordering Older Scores Scores can be ordered for test-takers who tested before 2005. Older scores must be ordered using the paper form available at sat.org/scores or by contacting Customer Service. The ordering of such older scores is subject to an additional fee to cover the cost of looking up your scores; this fee will be charged whether or not scores can be located. The College Board cannot guarantee that scores can always be retrieved. The normal response time for score delivery may not apply.

Official score reports sent to colleges five or more years after a test date are accompanied by a message explaining that they may be less valid predictors of college academic performance than more recent scores would be. This message also notifies colleges that for SAT Subject Tests, the test-taker's knowledge of the subject may change given additional study in the area, and scores may become less valid predictors within a shorter time period.

Missing Scores If previous scores are missing from your score report, call Customer Service (see inside front cover) or write to: **The College Board SAT Program, Attention: Unreported Scores, P.O. Box 025505, Miami, FL 33102.** Provide identification information, test dates, and previous score recipients to which you want updated reports sent. Reports that can be located will be sent at no charge and included in future requests.

Students Testing in California and New York State

The California Education Code requires that you be given certain information concerning the purposes of the tests, property rights of the test subject and test agency to the test scores, procedures for releasing score reports, and score interpretation.

Statistical information related to the use of test scores in predicting future grade point averages must be provided to test-takers prior to the administration of the test or coinciding with the initial reporting of test scores. The New York State Standardized Testing Law requires that certain information concerning the purposes of the test, property rights of the test-taker and test agency to the test scores, test fairness and equity, procedures for releasing score reports and for reviewing challenges about test questions, and score interpretation be provided to test-takers along with the Registration Form or score report.

The information for both California and New York State test-takers is furnished in this booklet, *The SAT and SAT Subject Tests Student Registration Booklet*, and in the materials included with score reports. Complete descriptions of the content of the tests, along with information on test preparation and sample questions, are provided in the booklets *The SAT Student Guide* and *The SAT Subject Tests Student Guide*, which are available free of charge from school offices for students who plan to register for these tests.

See how to request SAT Answer Verification Services on pages 16 and 53. In addition, students who took the SAT in California in December 2016 can review the test questions

under secure conditions at the ETS Western Field Office in Concord, Calif., by calling 925-808-2000.

Predicting College Grades A primary purpose of the SAT is to determine the degree to which students are prepared to succeed, both in college and in career training programs. Because the SAT assesses the content that research shows matters most for college and career readiness, SAT scores provide meaningful information about a student's likelihood of success in college. That said, the SAT should not be used as the sole source of information for high-stakes decisions. Results of recent research conducted with data from 165 colleges show that test scores on the old SAT (administered before March 2016) in combination with a student's high school grade point average (GPA) predict college freshman GPA more accurately than either old SAT scores or high school GPA alone. For all college freshmen in the study (N = 223,109), the predictive validity of an optimally weighted combination of old SAT scores and high school GPA is 0.61. The correlation between the critical reading section score and freshman GPA is 0.48, between the math section score and freshman GPA is 0.48, and between the writing section score and freshman GPA is 0.52. For all three sections (critical reading, math, and writing), the correlation with freshman GPA is 0.54, while the correlation between high school GPA and freshman GPA is 0.53. The combination of old SAT scores and high school GPA raised the correlation 0.07 over old SAT scores alone, and 0.08 over high school GPA alone. For males, the correlation between the combination of old SAT scores and high school GPA with freshman GPA is 0.60, an increase of 0.08 over old SAT scores alone and 0.08 over high school GPA alone. For females, the correlation between the combination of old SAT scores and high school GPA with freshman GPA is 0.64, an increase of 0.06 over old SAT scores alone and 0.11 over high school GPA alone. All correlations are adjusted for restriction of range to account for enrolled students' narrower range of scores as compared to the wider range of scores observed in an applicant pool.

A pilot predictive validity study was conducted in the fall semester of 2014 to provide colleges and universities information about the relationship between the redesigned SAT and college grades. Under standardized conditions 2,050 first-time, first-year students across 15 four-year institutions were administered a pilot form of the redesigned SAT. First-year college performance data – courses taken and grades in those courses – of those students provided by the institutions in June 2015 inform the relationship of the predictive validity of the redesigned SAT. Results of this research indicate the SAT scores in combination with a student's high school GPA, predict freshman GPA more accurately than SAT scores or high school GPA alone. For the students in the study, the predictive validity of an optimally weighted combination of SAT scores and high school GPA is 0.58. The correlation between the Evidence-Based Reading and Writing section scores and freshman GPA is 0.51, and between the SAT Math section scores and freshman GPA is 0.49. For both sections (SAT Evidence-Based Reading and Writing and SAT Math) the correlation with freshman GPA is 0.53, while the correlation between high school GPA and freshman GPA is 0.48. The

combination of SAT scores and high school GPA raised the correlation 0.05 over SAT scores alone, and 0.10 over high school GPA alone. All correlations are adjusted for restriction of range to account for enrolled students' narrower band of scores as compared to the wider range of scores observed in an applicant pool.

Visit sat.org for more information about the SAT. The College Board is committed to maintaining and improving the high level of technical quality of the SAT as well as its rigorous validity research agenda. The results of ongoing research into the redesigned SAT will be released as they become available.

Procedures to Ensure Fairness and Equity All SAT Program test questions and editions of the tests are reviewed by external, independent educators from throughout the United States. These reviews help ensure that wording and content are unambiguous and relevant and that the language used is not offensive to or inappropriate for any particular group of students based on race/ethnicity or gender. Assessment staff ensure that the test as a whole includes references to men and women, as well as to individuals from varied racial, ethnic, and cultural backgrounds. Statistical procedures are also used to identify questions that proved to be harder for a particular group of students to answer correctly than would be expected from their performance on other items in the test; these questions are excluded from appearing on tests.

Relationship of SAT Scores to Family Income The correlation of SAT scores and student-reported family income tend to be in the 0.30s, which is consistent with general research findings on the relationship between educational measures and family income level. Although average SAT scores tend to be higher for students from higher-income families, students from every income level, as reported on the SAT Questionnaire, obtain the full range of SAT scores. Furthermore, many students from low-income families do well on the test. For seniors who graduated in 2015, approximately one-third of the students with reported family income below \$40,000 obtained scores at or above the national average.

Restricted Registrations

As a United States–based corporation, the College Board, along with our representatives overseas, is subject to U.S. economic sanctions, laws, and regulations. We are, therefore, prohibited from providing testing services to or accepting registrations from persons in Iran and North Korea, or persons designated by the U.S. government as Specially Designated Nationals and Blocked Persons (collectively, “Sanctioned Persons”), unless specifically licensed or otherwise authorized by the U.S. government. Payments submitted by or for such Sanctioned Persons may have to be placed in a blocked, interest-bearing account at a U.S. financial institution. If payment is not blocked under U.S. law, it may be returned to the registrant. If, however, a payment is blocked under U.S. law, the registrant may contact the U.S. Treasury Department’s Office of Foreign Assets Control (OFAC). The list of countries contained in this section is subject to change. Contact SAT Customer Service (see

inside front cover) if you would like to obtain the current list of restricted countries. Additional information regarding the U.S. government's sanctions programs and contact information for OFAC is available at www.treasury.gov/resource-center/sanctions/Programs/Pages/Programs.aspx.

SAT Representatives

To register through an SAT representative, complete the Registration Form and enclose it with payment in an envelope addressed to the appropriate SAT representative (listed below). See page 62 for the applicable non-U.S. region. Each representative has specific requirements for payment — please contact them directly for instructions. **Submit your paper registration with full payment by the early registration deadline.**

AFRICA

Kenya

Learning & Testing Services of East Africa
TAJ Tower, Upperhill
Nairobi, Kenya,
Tel: +254 20 233 0843
OR +254 712 135 826
Email: info@lts-africa.com

Nigeria

GIEVA Organization Lagos House Building

3rd Floor Suite 329, Plot 78
Ralph Shodeinde Street
Central Business District (CBD),
Abuja, Nigeria
Tel: +0703-525-0399
Email: contact@gieva.org
OR
GIEVA Organization Kingsway
Building Suite 97, 2nd Floor
51/52 Marina Street, Lagos
Tel/Cell: 0703-525-0344
Email: contact@gieva.org

NORTH AFRICA/ MIDDLE EAST

Egypt

AMIDEAST/Cairo
38 Mohy El-Din Aboul-Ezz
Street,
Dokki-Giza
Cairo, Egypt
Tel: +20-2-19263
Fax: +202-3332-0413
Email: cairo-tca@amideast.org
OR
AMIDEAST/Alexandria
28 Damietta Street
Roushdy, Alexandria, Egypt
Tel: +20-2-19263
Fax: +20-3-5458475
Email:
Alex-testing@amideast.org

Iraq

AMIDEAST/Iraq
House #11, Ashtar TV Street
(near Mar Youhanna
Al-Mahamdan Church)
Ainkawa, Erbil
Tel: 0770 645-2275
Email: Iraq@amideast.org

Jordan

Mailing Address

AMIDEAST/Jordan
P.O. Box 852374,
Amman 11185, Jordan

Street Address

Wadi Abdoun/Princess Basma
Street
Building No. 8
Amman, Jordan
Tel: +962 659 2 9994
Fax: +962 659 2 9996
Email:
testing-jordan@amideast.org

Kuwait

AMIDEAST/Kuwait
Ahmed Al-Jaber Street
(opposite Al-Awadhi Mosque
Commercial Bank Building),
2nd Floor
Sharq, Kuwait
Tel: +965 2247-0091
Email: Kuwait@amideast.org

Lebanon**Mailing Address**

AMIDEAST/Lebanon

P.O. Box 11-2190

Riad El Solh

Beirut, 11072100

Street Address

Bazerkan Building, 1st Floor

Beirut Central District

Nijmeh Square (next to

Parliament)

Tel: +961-1-989901

Email: lebanon@amideast.org

Morocco

AMIDEAST/Rabat

35, Zangat

Oukaimeden, Agdal, Rabat

Tel: +212-537-67-50-81

Email: morocco@amideast.org

OR

AMIDEAST/Casablanca

Zenith 1, Etage 3, Sidi Maarouf

(en face Tramway station)

Casablanca, Morocco

Tel: +212-522-25-93-93

Email: morocco@amideast.org

Oman

AMIDEAST/Oman

Mailing Address

P.O. Box 798,

P.C 116 Mina,

Al-Fahal, Sultanate of Oman

Street Address

Al Jama'a Al Akbar Road

Building 93, Airport Heights,

Ghala, Sultanate of Oman

Tel: +968-2459-0309

Email: oman@amideast.org

Ramallah/Gaza**Mailing Address**

AMIDEAST/Ramallah

P.O. Box 19665

Jerusalem 91196

Street Address

Al-Watanieh Towers, 1st Floor

34 Municipality Street

El-Bireh, Ramallah District

Tel: +02-240-8023

OR

AMIDEAST/Gaza

Mailing Address

P.O. Box 1247

Gaza City, Palestine

Street Address

Martyr Raja Street No. 8/704

Bseiso Building, 8th Floor

Al Jondi Al Majhool,

Rimal Neighborhood

Tel: +08-282-4635

Syria

AMIDEAST/Syria

Advanced Language and

Training Center (ALTC)

Rawda Sq.

(next to the American

Embassy)

Damascus, Syria

Tel: +963-11-3327236

Tunisia

AMIDEAST/Tunisia

33 Rue Ahmed Ramy

1002 Tunis Belvedere

Tel: +216-71-145-750

Email: tunisia@amideast.org

Yemen

AMIDEAST/Sana'a

P.O. Box 15508 (off Algiers

Street)

Sana'a Yemen

Tel: +967-1-400-280

Email: sanaa@amideast.org

OR

AMIDEAST/Aden

142 Hadaiq Al-Andalus Street

Al-Safarat District,

P.O. Box 6009 Khormaksar,

Aden Yemen

Tel: +967-2-235-069

Email: aden@amideast.org

ASIA**Singapore**

Email: tunisia@amideast.org

Connectere (Singapore) Pte Ltd

10 Anson Road

International Plaza, #20-12

Singapore 079903

Tel: +65 6438-6900

or +65-9772-9484

Hours: M-F 9-5:30 Singapore

Local Time (excluding holidays)

Email: sat@connectere.net

Website: www.connectere.net/

products-offered/sat

**EUROPE and COMMONWEALTH
OF INDEPENDENT STATES**

ETS Europe/SAT Services

43 Rue Taitbout

75009 Paris, France

Tel: +33-(0)1-40-75-95-10

Fax: +33-(0)1-42-56-65-27

Email: contact-sat@etsglobal.org

Non-U.S. Regions List

Find the region of your center in the list below.

A-F	
COUNTRY	REGION
Afghanistan	South & Central Asia
Albania	Europe & Eurasia
Åland Islands	Europe & Eurasia
Algeria	Middle East/North Africa
Andorra	Europe & Eurasia
Angola	Africa (Sub-Saharan)
Anguilla	Americas
Antarctica	Americas
Antigua and Barbuda	Americas
Argentina	Americas
Armenia	Europe & Eurasia
Aruba	Americas
Australia	East Asia/Pacific
Austria	Europe & Eurasia
Azerbaijan	Europe & Eurasia
Bahamas, The	Americas
Bahrain	Middle East/North Africa
Bangladesh	South & Central Asia
Barbados	Americas
Belarus	Europe & Eurasia
Belgium	Europe & Eurasia
Belize	Americas
Benin	Africa (Sub-Saharan)
Bermuda	Americas
Bhutan	South & Central Asia
Bolivia	Americas
Bonaire, Sint Eustasius, and Saba	Americas
Bosnia and Herzegovina	Europe & Eurasia
Botswana	Africa (Sub-Saharan)
Bouvet Island	Americas
Brazil	Americas
British Indian Ocean Territory	South & Central Asia
Brunei Darussalam	East Asia/Pacific
Bulgaria	Europe & Eurasia
Burkina Faso	Africa (Sub-Saharan)
Burundi	Africa (Sub-Saharan)
Cambodia	East Asia/Pacific
Cameroon	Africa (Sub-Saharan)
Canada	Americas
Cape Verde	Africa (Sub-Saharan)
Cayman Islands	Americas
Central African Republic	Africa (Sub-Saharan)
Chad	Africa (Sub-Saharan)
Chile	Americas
China, People's Republic of	East Asia/Pacific
Christmas Island	East Asia/Pacific
Cocos (Keeling) Islands	East Asia/Pacific
Colombia	Americas
Comoros	Africa (Sub-Saharan)
Congo, Republic of (Brazzaville)	Africa (Sub-Saharan)
Congo, The Democratic Republic of	Africa (Sub-Saharan)

COUNTRY	REGION
Cook Islands	East Asia/Pacific
Costa Rica	Americas
Cote d'Ivoire	Africa (Sub-Saharan)
Croatia	Europe & Eurasia
Cuba	Americas
Curaçao	Americas
Cyprus	Europe & Eurasia
Czech Republic	Europe & Eurasia
Denmark	Europe & Eurasia
Djibouti	Africa (Sub-Saharan)
Dominica	Americas
Dominican Republic	Americas
Ecuador	Americas
Egypt	Middle East/North Africa
El Salvador	Americas
England	Europe & Eurasia
Equatorial Guinea	Africa (Sub-Saharan)
Eritrea	Africa (Sub-Saharan)
Estonia	Europe & Eurasia
Ethiopia	Africa (Sub-Saharan)
Faeroe Islands	Europe & Eurasia
Falkland Islands (Malvinas)	Americas
Fiji	East Asia/Pacific
Finland	Europe & Eurasia
France	Europe & Eurasia
French Guiana	Americas
French Polynesia	East Asia/Pacific
French Southern Territories	Africa (Sub-Saharan)

G–M

COUNTRY	REGION
Gabon	Africa (Sub-Saharan)
Gambia, The	Africa (Sub-Saharan)
Georgia	Europe & Eurasia
Germany	Europe & Eurasia
Ghana	Africa (Sub-Saharan)
Gibraltar	Europe & Eurasia
Greece	Europe & Eurasia
Greenland	Europe & Eurasia
Grenada	Americas
Guadeloupe	Americas
Guatemala	Americas
Guernsey	Europe & Eurasia
Guinea	Africa (Sub-Saharan)
Guinea-Bissau	Africa (Sub-Saharan)
Guyana	Americas
Haiti	Americas
Heard Island and McDonald Islands	Africa (Sub-Saharan)
Holy See (Vatican City State)	Europe & Eurasia
Honduras	Americas
Hong Kong	East Asia/Pacific
Hungary	Europe & Eurasia
Iceland	Europe & Eurasia
India	South & Central Asia
Indonesia	East Asia/Pacific
Iran	Middle East/North Africa

COUNTRY	REGION
Iraq	Middle East/North Africa
Ireland	Europe & Eurasia
Isle of Man	Europe & Eurasia
Israel	Middle East/North Africa
Italy	Europe & Eurasia
Jamaica	Americas
Japan	East Asia/Pacific
Jersey	Europe & Eurasia
Jordan	Middle East/North Africa
Kazakhstan	South & Central Asia
Kenya	Africa (Sub-Saharan)
Kiribati	East Asia/Pacific
Kosovo	Europe & Eurasia
Korea, North (DPR)	East Asia/Pacific
Korea, South (ROK)	East Asia/Pacific
Kuwait	Middle East/North Africa
Kyrgyzstan	South & Central Asia
Laos	East Asia/Pacific
Latvia	Europe & Eurasia
Lebanon	Middle East/North Africa
Lesotho	Africa (Sub-Saharan)
Liberia	Africa (Sub-Saharan)
Libya	Middle East/North Africa
Liechtenstein	Europe & Eurasia
Lithuania	Europe & Eurasia
Luxembourg	Europe & Eurasia
Macao	East Asia/Pacific
Macedonia, The Former Yugoslav Republic of	Europe & Eurasia
Madagascar	Africa (Sub-Saharan)
Malawi	Africa (Sub-Saharan)
Malaysia	East Asia/Pacific
Maldives	South & Central Asia
Mali	Africa (Sub-Saharan)
Malta	Europe & Eurasia
Martinique	Americas
Mauritania	Africa (Sub-Saharan)
Mauritius	Africa (Sub-Saharan)
Mayotte	Africa (Sub-Saharan)
Mexico	Americas
Moldova	Europe & Eurasia
Monaco	Europe & Eurasia
Mongolia	East Asia/Pacific
Montenegro	Europe & Eurasia
Montserrat	Americas
Morocco	Middle East/North Africa
Mozambique	Africa (Sub-Saharan)
Myanmar (Burma)	South & Central Asia

N-S

COUNTRY	REGION
Namibia	Africa (Sub-Saharan)
Nauru	East Asia/Pacific
Nepal	South & Central Asia
Netherlands	Europe & Eurasia
New Caledonia	East Asia/Pacific
New Zealand	East Asia/Pacific
Nicaragua	Americas

COUNTRY	REGION
Niger	Africa (Sub-Saharan)
Nigeria	Africa (Sub-Saharan)
Niue	East Asia/Pacific
Norfolk Island	East Asia/Pacific
Northern Ireland	Europe & Eurasia
Norway	Europe & Eurasia
Oman	Middle East/North Africa
Pakistan	South & Central Asia
Palestinian Territories	Middle East/North Africa
Panama	Americas
Papua New Guinea	East Asia/Pacific
Paraguay	Americas
Peru	Americas
Philippines	East Asia/Pacific
Pitcairn	East Asia/Pacific
Poland	Europe & Eurasia
Portugal	Europe & Eurasia
Qatar	Middle East/North Africa
Reunion	Africa (Sub-Saharan)
Romania	Europe & Eurasia
Russian Federation	Europe & Eurasia
Rwanda	Africa (Sub-Saharan)
Saint Barthélemy	Americas
Saint Helena, Ascension, and Tristan da Cunha	Africa (Sub-Saharan)
Saint Kitts and Nevis	Americas
Saint Lucia	Americas
Saint Martin (French Part)	Americas
Saint Pierre and Miquelon	Americas
Saint Vincent and the Grenadines	Americas
Samoa	East Asia/Pacific
San Marino	Europe & Eurasia
Sao Tome and Principe	Africa (Sub-Saharan)
Saudi Arabia	Middle East/North Africa
Scotland	Europe & Eurasia
Senegal	Africa (Sub-Saharan)
Serbia	Europe & Eurasia
Seychelles	Africa (Sub-Saharan)
Sierra Leone	Africa (Sub-Saharan)
Singapore	East Asia/Pacific
Sint Maarten (Dutch Part)	Americas
Slovakia	Europe & Eurasia
Slovenia	Europe & Eurasia
Solomon Islands	East Asia/Pacific
Somalia	Africa (Sub-Saharan)
South Africa	Africa (Sub-Saharan)
South Georgia and the South Sandwich Islands	Americas
South Sudan	Africa (Sub-Saharan)
Spain	Europe & Eurasia
Sri Lanka	South & Central Asia
Sudan	Africa (Sub-Saharan)
Suriname	Americas
Svalbard and Jan Mayen	Europe & Eurasia
Swaziland	Africa (Sub-Saharan)
Sweden	Europe & Eurasia
Switzerland	Europe & Eurasia
Syria	Middle East/North Africa

T-Z

COUNTRY	REGION
Taiwan	East Asia/Pacific
Tajikistan	South & Central Asia
Tanzania	Africa (Sub-Saharan)
Thailand	East Asia/Pacific
Timor-Leste	East Asia/Pacific
Togo	Africa (Sub-Saharan)
Tokelau	East Asia/Pacific
Tonga	East Asia/Pacific
Trinidad and Tobago	Americas
Tunisia	Middle East/North Africa
Turkey	Europe & Eurasia
Turkmenistan	South & Central Asia
Turks and Caicos Islands	Americas
Tuvalu	East Asia/Pacific
Uganda	Africa (Sub-Saharan)
Ukraine	Europe & Eurasia
United Arab Emirates	Middle East/North Africa
Uruguay	Americas
Uzbekistan	South & Central Asia
Vanuatu	East Asia/Pacific
Venezuela	Americas
Vietnam	East Asia/Pacific
Virgin Islands, British	Americas
Wales	Europe & Eurasia
Wallis and Futuna	East Asia/Pacific
Western Sahara	Middle East/North Africa
Yemen	Middle East/North Africa
Zambia	Africa (Sub-Saharan)
Zimbabwe	Africa (Sub-Saharan)

9. Fees

Payment Notes

For overpayments or duplicate payments, we will charge a refund processing fee of \$7. **Do not send cash.** We will return unprocessed all registrations and orders received with cash or checks drawn on non-U.S. banks or other forms of payment not listed as acceptable in this booklet. We reserve the right to electronically collect payments by check. Checks returned to the College Board for insufficient funds will be re-presented electronically, and your account will be debited for the amount of the check plus the state-allowed fee.

Registration and Testing Fees

SAT	\$45
SAT with Essay	\$57
Subject Test Registration Fee (required)	\$26
Each SAT Subject Test (except Language with Listening)	add \$20 each
Language with Listening Test (Nov. only).....	add \$26

Non-U.S. Regional Fee

(add to test fees if testing outside U.S. and U.S. territories)

Africa (Sub-Saharan)	\$35
Americas	\$35
East Asia/Pacific	\$53
Europe and Eurasia	\$38
Middle East/N. Africa	\$47
South and Central Asia	\$49

Other Processing Fees

(add to test fees)

Register by phone (only if you have registered before)	\$15
Late fee	\$28
Waitlist fee	\$46
Change fee	\$28

Receiving Your Scores

Scores by Web and My SAT Online Score Report	FREE
Scores by phone (per call)	\$15

Sending Your Scores

(refundable if you miss the test)

Score report requests at registration — four included

Each additional score report request	\$12
RUSH order (per order)	\$31
Archived (older) scores (per order)	\$31

Score Verification Services

(refundable if you miss the test)

SAT Question-and-Answer Service	\$18
SAT Student Answer Service	\$13.50

Hand Scoring/Score Verification

Multiple-choice score verification	\$55
Essay score verification	\$55

NOTE: *Waitlist status is not allowed in Cameroon, Ghana, Hong Kong, Korea, Macau, Nigeria, Thailand, or Vietnam.*

Refunds

Score service fees, including additional score report requests, QAS, and SAS, are refundable if you miss the test.

If you know you cannot take a test that you have registered for, and do not intend to reschedule the test, you can request a limited refund, as long as your request is made at least five days before the scheduled test. Please visit sat.org/fees for further information about our refund policies.

Test and Registration Calendar 2016-17

Test Date	Early (international only)	Regular	Late (domestic only) FEE APPLIES
Oct 1	Aug 22	Sep 1	Sep 13
Nov 5	Sep 21	Oct 7	Oct 18
Dec 3	Oct 19	Nov 3	Nov 15
Jan 21	Dec 7	Dec 21	Jan 3
Mar 11	Not applicable	Feb 10	Feb 21
May 6	Mar 22	Apr 7	Apr 18
Jun 3	Apr 25	May 9	May 16

DEADLINES (Expire at 11:59 p.m. Eastern Time, U.S.A.)

- The late registration deadlines above are for paper registration. Online and phone late deadlines are listed at sat.org/register.
- Sunday test dates immediately follow the Saturday test dates, except for Oct. 9, 2016, and March 19, 2017, which have been moved one week later to avoid conflict with a religious holiday. Sunday testing is not offered in India or Pakistan.
- The only tests offered in March are the SAT and SAT with Essay, and they are only administered in U.S. centers.
- Domestic mail must be **postmarked** by the deadlines; international mail must be **received** by the deadlines. Students applying through an SAT international representative must submit their registrations by the early deadline. Deadlines expire at 11:59 p.m. Eastern Time, U.S.A.
- Registered test-takers who miss a test date should reschedule through their online accounts or by calling Customer Service (the change fee applies).
- Test-takers in Egypt, Hong Kong, Korea, and Saudi Arabia should consult sat.org/international for available test dates.

SAT Subject Tests Schedule

Subject Test	Oct. 1	Nov. 5	Dec. 3	Jan. 21	May 6	June 3
Literature, Biology E/M, Chemistry, Physics, Mathematics Levels 1 & 2, U.S. History	■	■	■	■	■	■
World History			■			■
Languages: Reading Only	■		■	■	■	■
French, Spanish						
German, Italian, Modern Hebrew						■
Latin			■			■
Languages with Listening: Chinese, French, German, Japanese, Korean, Spanish		■	Language with Listening Tests are only offered in November. You may take only one listening test at that time.			

The SAT Subject Tests offered on each test date may change. Please visit sat.org/subject-dates for the latest test schedule information.

