



Maine

Increasing the number of students who graduate from high school ready for college and career is a unifying priority for educators from every state. The College Board believes that its programs can be a platform to expand access to opportunities — through scholarships, challenging course work, fee waivers, and much more — and to propel students into college and career. Our programs — PSAT/NMSQT®, SAT®, and AP® — work together to provide actionable results, drive instructional next steps for individual students, and provide targeted policies for states and districts. Below is a summary of the 2014-15 PSAT/NMSQT, SAT, and AP participation and performance results in Maine.¹

ALL SCHOOLS' PARTICIPATION RESULTS


PSAT/NMSQT®

In 2014, 21,804 students benefited from taking the PSAT/NMSQT, compared to 25,322 in 2013 and 28,440 in 2010.

→ **5.9%** were underrepresented minority students, compared to 5.7% in 2013 and 5.3% in 2010.

 5.9% 2014

 5.7% 2013

 5.3% 2010

→ Last October, **71.6%** of 10th-graders and **60.6%** of 11th-graders took the PSAT/NMSQT.²

1. PSAT/NMSQT data reflect the October 2010, 2013, and 2014 administrations. SAT data reflect the graduating classes of 2011, 2014, and 2015. AP data reflect the May 2011, 2014, and 2015 administrations.

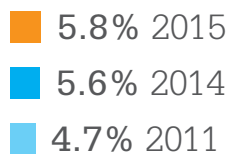
2. Participation rates are based on WICHE grade-level enrollment projections (<http://www.wiche.edu/knocking-8th>).

© 2015 The College Board. College Board, AP, SAT, and the acorn logo are registered trademarks of the College Board. PSAT/NMSQT is a registered trademark of the College Board and National Merit Scholarship Corporation. Visit the College Board on the Web: www.collegeboard.org.

SAT[®]

In Maine, 13,936 or 95.9% of students from the class of 2015 took the SAT, compared to 14,118 students (95.6%) in last year's graduating class and 14,975 (92.7%) in the class of 2011.³

→ **5.8%** were underrepresented minority students, compared to 5.6% in 2014 and 4.7% in 2011.



AP[®]

In Maine, 8,495 students took an AP Exam in 2015, compared to 8,594 in 2014 and 7,961 in 2011.

→ **3.5%** were underrepresented minority students, compared to 3.6% in 2014 and 3.0% in 2011.



→ **11.7%** were low-income students, compared to 10.7% in 2014 and 11.5% in 2011.

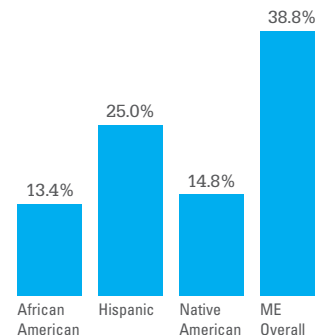
In Maine, students took 15,118 AP Exams in 2015, compared to 14,666 in 2014 and 12,781 in 2011.

ALL SCHOOLS' PERFORMANCE RESULTS

PSAT/NMSQT®

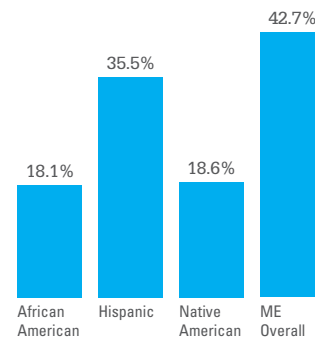
In Maine, 4,527 (38.8%) 10th-grade PSAT/NMSQT® takers in 2014 were on track for college readiness.

- **13.4%** of 10th-grade African American PSAT/NMSQT takers met the benchmark.
- **25.0%** of 10th-grade Hispanic PSAT/NMSQT takers met the benchmark.
- **14.8%** of 10th-grade Native American PSAT/NMSQT takers met the benchmark.



In Maine, 4,210 (42.7%) 11th-grade PSAT/NMSQT® takers in 2014 were on track for college readiness.

- **18.1%** of 11th-grade African American PSAT/NMSQT takers met the benchmark.
- **35.5%** of 11th-grade Hispanic PSAT/NMSQT takers met the benchmark.
- **18.6%** of 11th-grade Native American PSAT/NMSQT takers met the benchmark.



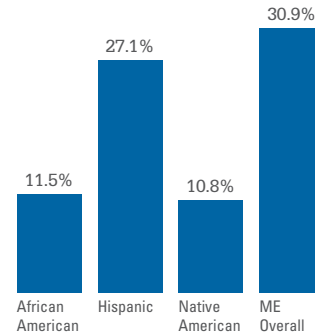
In Maine, 3,174 10th-grade PSAT/NMSQT takers in 2014 demonstrated potential to succeed in at least one AP course, including 1,356 in an AP STEM subject.

In Maine, 71 underrepresented minority 10th-grade PSAT/NMSQT takers showed potential for AP success, including 20 in an AP STEM subject.

SAT

In Maine, 4,310 (30.9%) SAT takers in the class of 2015 met the SAT College and Career Readiness Benchmark.

- **11.5%** of African American SAT takers met the benchmark.
- **27.1%** of Hispanic SAT takers met the benchmark.
- **10.8%** of Native American SAT takers met the benchmark.



AP

In Maine, 5,357 students scored 3 or higher on an AP[®] Exam in 2015, compared to 5,380 in 2014 and 4,951 in 2011.

- **63.1%** of AP Exam takers scored 3 or higher on at least one AP Exam in May 2015.
- **50.4%** of African American AP Exam takers scored 3 or higher on at least one AP Exam.
- **60.0%** of Hispanic AP Exam takers scored 3 or higher on at least one AP Exam.
- **56.8%** of Native American AP Exam takers scored 3 or higher on at least one AP Exam.

