



AP[®] Chinese Language and Culture

Exam Overview

Table of Contents

Overview

- Exam Format
- About This Presentation

Student Information

Options for Chinese Text

- Display Options for Reading Chinese Text
- Input Options for Typing Chinese Text
- Output Options for Typing Chinese Text

Exam

- General Directions
- Section I: Multiple Choice
 - Part A: Listening
 - Part B: Reading
- Break
- Section II: Free Response
 - Part A: Writing
 - Part B: Speaking
- End of Exam

Additional Resources

Welcome to an overview of the AP Chinese Language and Culture Exam. This presentation will provide you with a preview of the question types and directions screens that you'll see on exam day.

The exam will be delivered on a CD and administered at a computer. On exam day, you will follow directions spoken by the proctor. During various parts of the exam, you will also read on the screen, listen through a headset, type using the keyboard, and speak into a microphone. Read the information on the screens carefully.

The exam is approximately two hours and 15 minutes in length. The exam has two sections.

Section I consists of multiple-choice questions.

- Part A: Listening
- Part B: Reading

Section II, the free-response section, requires you to produce written and spoken responses.

- Part A: Writing
- Part B: Speaking

About This Presentation

- This overview does not present an entire exam, but does include questions that represent the various parts of the complete exam.
- The screen images in this presentation are from a sample exam. Several screens in the sample exam include an Exit button, but this button will not appear in the regular exam.
- This presentation includes screens where some details, such as references to the number of questions or administration time, refer to the sample exam and do not match the complete exam.

AP Chinese Exam - Sample

Please complete the required information below.

Use the Next and Previous buttons to navigate among the screens.
A scroll bar will appear on the right, when needed.

Student Information Part 1

AP Number : 13687501

Last Name : TEST

First Name : TEST

Middle Initial : T

Check here if you require testing accommodations :

Setup CD Options

Select a Sample Exam : AP Chinese Exam - Sample

Check here to skip registration screens and launch the sample exam :

If you wish to practice completing the registration screens,
uncheck this box.

Next >>

Administrator Utilities

The following screens show the Student Information registration screens that you'll complete in place of an answer sheet on exam day.

AP Chinese Exam - Sample

Please complete the information below.

Use the Next and Previous buttons to navigate among the screens.
A scroll bar will appear on the right, when needed.

Student Information Part 2

Online Provider Code :

Have you lived or studied for one month or more in a country
where the language of the exam you are now taking is spoken ?

Do you regularly speak or hear the language at home ?

<< Previous

Next >>

Administrator Utilities

AP Chinese Exam - Sample

Check this box if you have already completed an answer sheet this year, at a preadministration session or an earlier AP Exam.

Note: If you have already completed an AP answer sheet this year, you do not need to complete the Student Information below at this time.

Scroll down to complete all of the information on this screen. The proctor will let you know when to move on to the next page.

Student Information Part 3

Date of Birth : 03 Feb 1988

Social Security Number(Optional) : 111 - 11 - 1111

Sex : Female

Racial/Ethnic Group :

Please answer both questions about Hispanic origin and about race. For the following questions about your identity, Hispanic origins are not races.

a. Are you of Hispanic, Latino, or Spanish origin? (You may check all that apply)

- No, not of Hispanic, Latino, or Spanish origin
- Yes, Cuban
- Yes, Mexican
- Yes, Puerto Rican
- Yes, another Hispanic, Latino, or Spanish origin

b. What is your race? (You may check all that apply)

- American Indian or Alaska Native
- Asian (including Indian subcontinent and Philippines origin)
- Black or African American (including Africa and Afro-Caribbean origin)
- Native Hawaiian or other Pacific Islander
- White (including Middle Eastern origin)

Please indicate your parent or guardian's highest level of education. (If you have two parents/guardians, select the level of education for each parent or guardian from the corresponding dropdown menu.)

First, tell us which parent or guardian you are answering for : Father or Male Guardian

And his/her highest level of education is : Some High School

If you have a second parent or guardian, he/she is your : Mother or Female Guardian

And his/her highest level of education is : Some High School

Which language do you know best? English and another language about the same

<< Previous

Next >>

Administrator Utilities

AP Chinese Exam - Sample

Please supply the required information below.

The proctor will let you know when to move on to the next page.

Home Address and Phone

Street Address, Line 1 : MY ADDRESS LINE ONE

Street Address, Line 2 : MY ADDRESS LINE TWO

City : PRINCETON

State : New Jersey

Country : United States of America

ZIP or Postal Code : 08541

U.S. Phone Number : (111) 111 - 1111

International Phone Number :

Email Address : k@ets.org

By providing your email address, you are granting the College Board permission to use your email in accordance with the policies in the current Bulletin for AP Students and Parents.

<< Previous

Next >>

Administrator Utilities

AP Chinese Exam - Sample

Please supply the required information below.

The proctor will let you know when to move on to the next page.

School and College Information

Six-digit Code of the School You Attend : 111111

Student Identifier (Student ID Number) : 0123456789101112131415161

Current Grade Level : Not yet in 9th grade

Four-digit Code of the College That Will Receive Your Score Report : 1111

Enroll in Student Search Service ? Yes

Colleges and scholarship programs may request your information to inform you of educational opportunities and financial aid. Would you like us to supply your information? If you don't answer and previously chose to participate in this service, we will continue providing your information.

<< Previous

Next >>

Administrator Utilities

Display Options for Reading Chinese Text

Throughout the exam, wherever Chinese text is displayed for you to read (for example, each selection in the Reading part and one selection in the Writing part), you can use a button to toggle between displaying the text in traditional or simplified characters.

Input Options for Typing Chinese Text

In the Writing part of the exam, you will be able to choose between two input methods for typing your responses in Chinese.

You may use the Microsoft *Pinyin* IME (*MSPY*)*, which is based on Hanyu Pinyin, to type in either simplified or traditional characters (see output options on the next page), or you may use the Microsoft *New Phonetic* IME, which is based on Zhuyin Fuhao (Bopomofo), to type in traditional characters. When you reach the Writing part of the exam, you will be able to choose the desired input method by selecting **Pinyin** or **Bopomofo** from a drop-down list.

*In the Windows 8 operating system, it is called Microsoft Pinyin SimpleFast.

Output Options for Typing Chinese Text

You will see a screen titled “Typing Options for the Writing Part of the Exam” (see next page) after the student information screens but before the exam begins. If you intend to use the Pinyin input method in the Writing part, you must decide at that time whether you want to type responses in simplified characters or in traditional characters. (If you intend to use the Bopomofo input method, you will not need to take any action on this screen.)

- Click on the radio button for Simplified characters (Pinyin input) or for Traditional characters (Pinyin input) to select your preference for Chinese text that you will type as your responses in the Writing part of the exam.
- Try typing in the white box on the screen to test your selected setting.
- You will not be able to change this setting after leaving the screen.

AP Chinese Exam - Sample

Typing Options for the Writing Part of the Exam

In the Writing part of the exam, you will be able to select (from a drop-down list) one of two input methods for typing your responses in Chinese:

- **Pinyin** (Microsoft Pinyin IME) - simplified or traditional characters
- **Bopomofo** (Microsoft New Phonetic IME) - traditional characters

If you intend to use the **Bopomofo** input method, you do **not** need to take any action on this screen at this time. Please sit quietly until the proctor tells you to click Continue.

If you intend to use the **Pinyin** input method, you must choose **now** whether you will type your responses in simplified or traditional characters. You will **not** be able to change this setting after you leave this screen.

1. Click on one of the choices below to select your preference for Chinese text that you will type as your responses in the Writing part of the exam.

- Simplified characters** (Pinyin input)
- Traditional characters** (Pinyin input)

2. You may try typing in the white box below to test your selected setting.

Wait for the proctor to tell you to click Continue.

[Continue](#)[Administrator Utilities](#)



General Directions

The table under "At a Glance" below provides an overview of the exam, showing the number of questions and amount of time for each part and the contribution of each part to the final AP score. The first section of the exam contains several listening tasks and reading tasks, which test your ability to use Chinese in the interpersonal and interpretive modes of communication. In this multiple-choice section, click on one answer choice to select an answer. You may click on the oval or anywhere on the answer choice. To change an answer, click on a different answer choice. To leave a question unanswered after you have selected an answer, click on the selected answer choice again to deselect it. The total score on the multiple-choice section is based only on the number of questions answered correctly. Points are not deducted for incorrect answers or unanswered questions. The second section of the exam contains 4 free-response tasks, which test your ability to use Chinese in the interpersonal and presentational modes of communication. You will type your responses for the writing tasks, and your responses for the speaking tasks will be recorded. Various tasks in the exam will also test your knowledge of Chinese culture.

You have some choices for reading and writing in Chinese. The display and input options you select will have no effect on your score. Chinese text on the screen can be displayed in traditional characters or in simplified characters, and you may toggle between the two versions if necessary. You also have two options for typing Chinese text. The available input methods are the Microsoft *Pinyin* IME (*MSPY*), which is based on Hanyu Pinyin, and the Microsoft *New Phonetic* IME, which is based on Zhuyin Fuhao (Bopomofo).

The proctor should have provided you with scratch paper and a pencil, which you may use to take notes and to organize your responses. You must return the scratch paper and pencil to the proctor at the end of the exam.

At a Glance

The table below summarizes the exam format. The total time listed for each section takes into account time for reading directions, moving from question to question, etc. As a result, the estimated time for each section may be greater than the sum of the estimated times for each part.

Note: The directions throughout the exam regarding timing for specific questions reflect the standard timing. If you have been approved for extended time, the adjusted timing for applicable parts of the exam will be reflected accurately on the clock that appears on the screen.

At the beginning of the exam, you should read the General Directions carefully (continued on next page).

At a Glance

The table below summarizes the exam format. The total time listed for each section takes into account time for reading directions, moving from question to question, etc. As a result, the estimated time for each section may be greater than the sum of the estimated times for each part.

Note: The directions throughout the exam regarding timing for specific questions reflect the standard timing. If you have been approved for extended time, the adjusted timing for applicable parts of the exam will be reflected accurately on the clock that appears on the screen.

Section	Question or Task Type	Number of Questions or Tasks	Percent of Total Score	Approximate Time
Multiple Choice		Approximately 70 Questions	50%	1 hour, 30 minutes
Part A: Listening	Rejoinders	10-15	10%	10 minutes
	Listening Selections	15-20	15%	10 minutes
Part B: Reading	Reading Selections	35-40	25%	1 hour
Free Response		4 Tasks	50%	45 minutes
Part A: Writing	Story Narration	1 question	15%	15 minutes
	E-Mail Response	1 question	10%	15 minutes
Part B: Speaking	Conversation	6 questions	10%	4 minutes
	Cultural Presentation	1 question	15%	7 minutes

There may also be survey questions, which do not affect your score.

Click on **Continue** to go on.

Hardware Check

Before the exam begins, we will check the microphone and headset volumes.

Click on **Continue** to go on.

Before the first part of the exam, you will check that your headset and microphone are working properly.

Listening Part Directions

You will answer two types of questions: rejoinders and questions based on listening selections.

For all the tasks, you will have a specific amount of response time. A clock at the top of the screen will show you how much time is remaining to respond. The clock will not count down while you are listening. The clock will count down only while you are answering questions.

When the response time has ended, you will automatically go on to the next question. You cannot return to previous questions.

The multiple-choice section begins with Part A: Listening.

Listening Part Directions: Rejoinders

You will hear several short conversations or parts of conversations followed by four choices, designated (A), (B), (C), and (D). Choose the one that continues or completes the conversation in a logical and culturally appropriate manner. You will have 5 seconds to answer each question.

You will now begin this part.

After you have heard all four possible responses, click on your choice.



- A
- B
- C
- D

An audio progress bar appears whenever you hear audio material through your headset.

Listening Part Directions: Selections

You will listen to several selections in Chinese. For each selection, you will be told whether it will be played once or twice. You may take notes as you listen. Your notes will not be graded. After listening to each selection, you will see questions in English. For each question, choose the response that is best according to the selection. You will have 12 seconds to answer each question.

You will now begin this part.

Voice message

Selection plays two times.



What is the purpose of the message?

- To arrange a medical appointment
- To ask for directions to the hospital
- To cancel a previous engagement
- To recommend a movie

The multiple-choice section continues with Part B: Reading.

Reading Part Directions

You will read several selections in Chinese. Each selection is accompanied by a number of questions in English. For each question, choose the response that is best according to the selection.

Wherever Chinese text appears for you to read, it can be displayed in either traditional or simplified characters. You can change the display by clicking on **Switch to Simplified** or **Switch to Traditional**.

You will have **10 minutes** to answer all the questions. A clock at the top of the screen will show you how much time is remaining.

You can move to the next question by clicking on **Next**. You can skip questions and go back to them later as long as there is time remaining. If you want to return to previous questions, click on **Back**.

For later review, you can mark a question by clicking on **Mark**, which will place a check mark next to the question on the review screen. Clicking on **Mark** again will remove the check mark. A question will remain marked until you unmark it, even if you change the answer.

You can click on **Review** at any time, and the review screen will show you which questions you have answered and which you have not answered. The Marked column shows all questions you have marked for review. From the review screen, you may go directly to any question.

You will now begin this part.

NEXT



After you answer a question, click on **Next**. You may still change the answer after clicking **Next**.

BACK



Clicking on **Back** will take you to the previous screen or question.

HELP



Clicking on **Help** will bring you to **Help**. From **Help** you can get information on different topics by clicking on one of the buttons above. You are now in **Help**.

MARK



For later review, you can mark a question by clicking on **Mark**, which will place a check mark next to the question on the review screen. Clicking on **Mark** again will remove the check mark. A question will remain marked until you unmark it, even if you change the answer.

REVIEW



Clicking on **Review** will display the **Review** screen. The **Review** screen lists all of the questions in the reading part and their status. The Status column shows if a question has been answered, not answered, or not yet seen. The Marked column shows all questions you have marked for review. The question you were looking at last is highlighted when you enter the **Review** screen.

EXIT



Clicking on **Exit** will skip ahead to the next part. **The Exit button will not appear in the regular exam.**

During the Reading part, you may access the **Help** screens.

Beginning

Read this e-mail.

发件人: 李玉姗
 收件人: 王晶晶
 邮件主题: 我的新房子
 发件日期: 2005年10月26日

晶晶表姐:

我们搬新家了, 虽然离学校远一点, 但房子比从前大多了。最棒的是现在我有自己的房间, 不像以前要跟妹妹合住一个房间。爸爸、妈妈跟妹妹都睡在楼上, 我的卧房在楼下的书房对面。我的房间是这样摆设的: 进门的右边靠墙角有一套小沙发, 对着门是床, 床头的墙上挂着张全家福的照片, 床的左边有张书桌, 书桌上放着电脑跟小书架。房间左边靠墙放着一个衣柜, 柜子上摆着花瓶、镜子和你送给我的玩具熊。

放暑假时你跟阿姨来往, 我们可以在后院的游泳池玩。

玉姗

What does Yushan like best about her new house?

- It has a big backyard.
- It has a swimming pool.
- She doesn't have to share a room with her sister.
- She can walk to school.

Read this public sign.

报章期刊阅毕后请放回原处

What is the purpose of the sign?

- To give directions to a particular location
- To advertise a new product
- To request cooperation from the users of a service
- To post the penalty for violating a regulation

Below is the list of questions in this part. The question you were looking at last is highlighted when you enter Review. The Status column shows if a question has been Answered, Not Answered, or Not Seen. Questions you have marked are indicated with a ✓.

To review a specific question from the list, click on the question to highlight it, then click on **Go to Question** at the top of the screen. To sort the list by number or status, click on the column heading. When there are more questions than will fit on the screen, you can use the scroll bar to view the others.

To leave Review and return to where you were in the exam, click on **Return**.

<u>Number</u>	<u>Description</u>	<u>Marked</u>	<u>Status</u>
1	What does Yushan like best about her new house?		Not Answered
2	Where in her room did Yushan put her family photo?		Not Answered
3	To whom is the e-mail addressed?		Not Answered
4	Where is Yushan's teddy bear?		Not Answered
5	Where would the sign most likely appear?		Not Answered
6	What is the purpose of the sign?		Not Answered

During the Reading part, clicking on **Review** will allow you to review the status of each question.

Break

Your break will begin when the proctor dismisses the entire group. Wait quietly until you are dismissed. The exam is on hold and your answers have been secured. You will have a 10-minute break. The timer will count down the time while you are on break, but the exam will not resume until the proctor gives you the appropriate instructions. Please return to this computer within the time limit.

When you return from the break, wait for the proctor to tell you to click on **Continue**.

Name: UE User

There will be a 10-minute break between the multiple-choice and free-response sections.

After the break, you must wait for the proctor's instructions before resuming the exam.

Writing Part Directions

You will be asked to perform two writing tasks in Chinese. In each case, you will be asked to write for a specific purpose and to a specific person. You should write in as complete and as culturally appropriate a manner as possible, taking into account the purpose and the person described.

Wherever Chinese text appears for you to read, it can be displayed in either traditional or simplified characters. You can change the display by clicking on **Switch to Simplified** or **Switch to Traditional**.

You can choose between two input methods for typing Chinese text: you may use the Microsoft *Pinyin* IME (*MSPY*), which is based on Hanyu Pinyin, or the Microsoft *New Phonetic* IME, which is based on Zhuyin Fuhao (Bopomofo). You can choose your desired input method by selecting **Pinyin** or **Bopomofo** from the drop-down list.

A clock at the top of the screen will show you how much time is remaining to write your response.

When the response time has ended, you will automatically go on to the next question. You cannot return to previous questions.

You will now begin this part.

The free-response section begins with Part A: Writing.

ESSAY

Tools:

Cut - To delete something you have typed,

- highlight the text
- click on **Cut**

Paste - To put text in a new spot,

- highlight the text
- click on **Cut**
- click on the spot where you want to place the text
- click on **Paste**


Undo - Click on **Undo** to reverse or cancel your last action. Each click reverses one more action.


Redo - Click on **Redo** to reverse the action of the **Undo** command. Each click reverses one more **Undo** command.

Character Count - Click on **Hide Char. Count** to remove the character count. Click on **Show Char. Count** to show the character count.

Input Method - You can choose your desired input method by selecting **Pinyin** or **Bopomofo** from the drop-down list.

Keyboard Keys:

Use **Tab**  to indent at the beginning of a line.

Use **Backspace**  to remove text that is to the left of the cursor.

Use **Delete**  to remove text that is to the right of the cursor.




Click on **Return** to go on.

During the Writing part, you may access the **Help** screens.

Directions: You will be asked to perform two writing tasks in Chinese. In each case, you will be asked to write for a specific purpose and to a specific person. You should write in as complete and as culturally appropriate a manner as possible, taking into account the purpose and the person described.

The four pictures present a story. Imagine you are writing the story to a friend. Narrate a complete story as suggested by the pictures. Give your story a beginning, a middle, and an end.



Cut Paste Undo Redo Hide Char. Count 0 Pinyin

Directions: You will be asked to perform two writing tasks in Chinese. In each case, you will be asked to write for a specific purpose and to a specific person. You should write in as complete and as culturally appropriate a manner as possible, taking into account the purpose and the person described.

Read this e-mail from a friend and then type a response.

✉
□ □ ✕

发件人： 王明华
邮件主题： 申请美国大学

因为申请到美国上大学的资料在一个月内都得寄出，所以这几个星期忙得不得了。没想到申请美国大学的手续这么复杂，跟中国的情况完全不一样。在中国只要通过入学考试就行了。你在美国读书，一定比我更了解申请美国大学的要求，有什么好主意可以分享？跟其他的申请资料来比较，申请入学的作文有多重要？请尽快告诉我一些信息。

Cut Paste Undo Redo Hide Char. Count 0 Pinyin ▾

Speaking Part Directions

You will participate in a simulated conversation and make a presentation.

For the presentation, you will have a specific amount of preparation time. During the preparation time, a clock will show you how much time is remaining.

For both tasks, you will have a specific amount of response time. During the response time, a clock will show you how much time is remaining.

When the response time has ended, you will automatically go on to the next question. You cannot return to previous questions.

Your cue to start speaking will always be this tone.

The free-response section continues with Part B: Speaking.

Before beginning this part, you will perform another headset and microphone check.

Speaking Part Directions: Conversation

You will participate in a simulated conversation. Each time it is your turn to speak, you will have 20 seconds to record. You should respond as fully and as appropriately as possible.

There will be six times when it is your turn to speak.

You will now begin this part.

Directions: You will participate in a simulated conversation. Each time it is your turn to speak, you will have 20 seconds to record. You should respond as fully and as appropriately as possible.

You will have a conversation with Huang Lihua, an interviewer, about your application for a scholarship to study in China.



RESPONSE TIME
00 : 00 : 14

Speaking Part Directions: Cultural Presentation

You will be asked to speak in Chinese on a specific topic. Imagine you are making an oral presentation to your Chinese class. First, you will read and hear the topic for your presentation. You will have 4 minutes to prepare your presentation. Then you will have 2 minutes to record your presentation. Your presentation should be as complete as possible.

You will now begin this part.



Directions: You will be asked to speak in Chinese on a specific topic. Imagine you are making an oral presentation to your Chinese class. First, you will read and hear the topic for your presentation. You will have 4 minutes to prepare your presentation. Then you will have 2 minutes to record your presentation. Your presentation should be as complete as possible.

Choose ONE Chinese food that is associated with a particular holiday (moon cake, *zongzi*, etc.). In your presentation, describe this food that is associated with a particular holiday and explain its significance.

Preparation Time: 240 Seconds
Response Time: 120 Seconds

PREPARATION TIME

00 : 03 : 59

End of Exam

Your exam administration is now complete.

After the exam, do not touch the computer because it will be processing your exam responses.

Sit quietly and wait for the proctor to dismiss all students at the same time.

If you'd like more information about the AP Chinese Language and Culture Exam or the exam administration, refer to the following resources:

- The AP Coordinator of the school where you will be testing should be able to provide you with more information about the exam schedule, what to bring on exam day, and any pre-exam-day activities.
- Visit the AP Chinese Language and Culture pages at www.collegeboard.com/apstudents to see the complete Course Description as well as free-response questions and scoring guidelines from last year's exam.
- Download the current *Bulletin for AP Students and Parents* at www.collegeboard.com/apstudents.