

# AP<sup>®</sup> MUSIC THEORY 2014 SCORING GUIDELINES

## Question 2

*Moderato*




**AP<sup>®</sup> MUSIC THEORY  
2014 SCORING GUIDELINES**


**Question 2 (continued)**


- C.** If you try both regular and alternate scoring guides, record the higher of the scores if there is a difference.
- D.** Scores from one guide may *not* be combined with those from another guide.

**Question 2.** The melody will be played four times. There will be a pause of 30 seconds after the first playing and a one-minute pause after each subsequent playing. The melody you will hear uses all four of the measures provided below and contains no rests. The melody will be played on a bassoon.

The pitch of the first note has been provided. Be sure to notate the rhythm of that note. Now listen to the melody for the first time and begin to notate it. 



The melody for **Question 2** will now be played a second time. 


The melody for **Question 2** will now be played a third time. 


The melody for **Question 2** will now be played a final time. 


**PLEASE GO ON TO THE NEXT SET OF QUESTIONS.**





**Question 2.** The melody will be played four times. There will be a pause of 30 seconds after the first playing and a one-minute pause after each subsequent playing. The melody you will hear uses all four of the measures provided below and contains no rests. The melody will be played on a bassoon.

The pitch of the first note has been provided. Be sure to notate the rhythm of that note. Now listen to the melody for the first time and begin to notate it. 



The melody for **Question 2** will now be played a second time. 

The melody for **Question 2** will now be played a third time. 

The melody for **Question 2** will now be played a final time. 

**PLEASE GO ON TO THE NEXT SET OF QUESTIONS.**

# AP<sup>®</sup> MUSIC THEORY 2014 SCORING COMMENTARY

## Question 2

### Overview

This question assessed students' ability to:

- hear a major melody in compound meter;
- hear and notate the raised 4<sup>th</sup> scale degree in measure 2 and the return to the diatonic 4<sup>th</sup> scale degree in the same measure;
- hear and notate melodic leaps;
- hear scalar and triadic patterns in a major key;
- hear and notate dotted rhythms; and
- notate pitches correctly in bass clef.

### Sample: 2A

**Score: 8**

This represents a very good response. Seven segments are correct in both pitch and rhythm and were awarded 7 points. The third segment has the pitch D-natural instead of D-sharp for the second note, so this segment earned 0 points. Because the D-sharp was missing in the third segment, the natural sign was not needed in the fourth segment. Following the regular Scoring Guide, 1 point was added to the score of 7 for a total score of 8.

### Sample: 2B

**Score: 5**

This represents a fair response. The first segment and the last three segments are all correct in both pitch and rhythm and were awarded 4 points. The second and fifth segments have the correct rhythm but are incorrect in pitch while the third segment is incorrect in both pitch and rhythm. Following the regular Scoring Guide, 1 point was added to the score of 4 for a total score of 5.

### Sample: 2C

**Score: 2**

This represents a weak response. No segments are correct in both pitch and rhythm. Using the Alternate Scoring Guide for pitch, the pitches B down to A in measure one or A up to C<sup>#</sup> across the bar line are correct for one complete segment, the pitches F<sup>#</sup>-E-D-C<sup>#</sup>-B in measure three are correct for segment six, and the pitch A in the final measure is correct for segment eight. Each segment of correct pitches earned ½ point, for a total of 1½ points which was rounded up to a score of 2 points.