

AP[®] MUSIC THEORY

2013 SCORING GUIDELINES

Question 1

Moderato



SCORING: 9 points

Always begin with the regular scoring guide. Try an alternate scoring guide *only* if necessary. (See **I.D.**)

I. Regular Scoring Guide

- A.** Award 1 point for each segment correct in both pitch and rhythm.
- A “segment” is any set of two contiguous quarter-note beats of the original melody, even if occurring over a bar line or beginning on a metrically weak pulse.
 - To receive credit, a segment must not overlap with any other segment receiving credit.
 - Do not subdivide a note to identify a segment.
 - To receive credit, a segment *may* be metrically shifted from its original position.
 - Give no credit for the final half note if notation of pitches continues thereafter.
- B.** If at least one segment is correct in pitch and rhythm, add 1 point to the total. For example, a response that is correct in all aspects receives a score of 8 + 1, or 9. Exception: do not award a 9 unless all measures have the correct number of beats. Award an 8 (i.e., do not award the extra point) to an otherwise perfect response that does not use bar lines correctly.
- C.** Record any score of 4 or higher, and ignore the alternate scoring guides.
- D.** If after applying **I.A.** and **I.B.** the score is less than 4, try an alternate scoring guide.

II. Alternate Scoring Guides (Do *not* add the extra point to the total.)

- A.** Award ½ point per segment of correct pitches (Maximum of 4 points);
OR
- B.** Award ¼ point per segment of correct rhythm (Maximum of 2 points).

III. Rounding Fractional Scores

- A.** Half-point totals round down with one exception: a total score of 1½ rounds up to 2.
- B.** Quarter points should be rounded to the closest integer.

IV. Scores with Additional Meaning

- 1** This score may also be used for a response that does not have one segment correct in both pitch and rhythm but has two or more redeeming qualities. (Do not add the extra point!)
- 0** This score is used for a response that demonstrates an attempt to answer the question but has no redeeming qualities (or only one), or a response that is off-topic or irrelevant.
- The dash is reserved for blank responses.

V. Notes

- A.** The following notations will *not* receive credit: enharmonic equivalents; octave transpositions; dots *before* the note head; accidentals *after* the note head.
- B.** If you use an alternate scoring guide, do *not* add the extra point to the total.
- C.** If you try both regular and alternate scoring guides, record the higher of the scores if there is a difference.
- D.** Scores from one guide may *not* be combined with those from another guide.

SECTION II, Part A

Music Theory


Time—Approximately 68 minutes


Answer questions 1-7 in the space provided. If you choose to use the facing pages of manuscript paper for scratch work, be sure to save time for writing your final answer in the staves provided directly below each question. If you need to rewrite your answer to any question, use the facing page of music manuscript paper and indicate on the page with the question that your answer is on the facing page.


Questions 1-2


For each of these questions, you are to notate on the staves provided the correct pitch and rhythm of a short melody that you will hear. Make sure that any accidentals you use are appropriate for the key signature provided. In each case, the pulse will be established before the first playing of the melody.

Question 1. The melody will be played three times. There will be a pause of 30 seconds after the first playing and a one-minute pause after each subsequent playing. The melody you will hear uses all four of the measures provided below and contains no rests. The melody will be played on a violin.

The pitch of the first note has been provided. Be sure to notate the rhythm of that note. Now listen to the melody for the first time and begin to notate it. 



The melody for **Question 1** will now be played a second time. 

The melody for **Question 1** will now be played a final time. 

SECTION II, Part A

Music Theory


Time—Approximately 68 minutes

Answer questions 1-7 in the space provided. If you choose to use the facing pages of manuscript paper for scratch work, be sure to save time for writing your final answer in the staves provided directly below each question. If you need to rewrite your answer to any question, use the facing page of music manuscript paper and indicate on the page with the question that your answer is on the facing page.


Questions 1-2


For each of these questions, you are to notate on the staves provided the correct pitch and rhythm of a short melody that you will hear. Make sure that any accidentals you use are appropriate for the key signature provided. In each case, the pulse will be established before the first playing of the melody.

Question 1. The melody will be played three times. There will be a pause of 30 seconds after the first playing and a one-minute pause after each subsequent playing. The melody you will hear uses all four of the measures provided below and contains no rests. The melody will be played on a violin.

The pitch of the first note has been provided. Be sure to notate the rhythm of that note. Now listen to the melody for the first time and begin to notate it. 



The melody for **Question 1** will now be played a second time. 

The melody for **Question 1** will now be played a final time. 

SECTION II, Part A

Music Theory


Time—Approximately 68 minutes


Answer questions 1-7 in the space provided. If you choose to use the facing pages of manuscript paper for scratch work, be sure to save time for writing your final answer in the staves provided directly below each question. If you need to rewrite your answer to any question, use the facing page of music manuscript paper and indicate on the page with the question that your answer is on the facing page.


Questions 1-2


For each of these questions, you are to notate on the staves provided the correct pitch and rhythm of a short melody that you will hear. Make sure that any accidentals you use are appropriate for the key signature provided. In each case, the pulse will be established before the first playing of the melody.

Question 1. The melody will be played three times. There will be a pause of 30 seconds after the first playing and a one-minute pause after each subsequent playing. The melody you will hear uses all four of the measures provided below and contains no rests. The melody will be played on a violin.

The pitch of the first note has been provided. Be sure to notate the rhythm of that note. Now listen to the melody for the first time and begin to notate it. 



The melody for **Question 1** will now be played a second time. 

The melody for **Question 1** will now be played a final time. 

AP[®] MUSIC THEORY

2013 SCORING COMMENTARY

Question 1

Overview

The intent of this question was to test students' ability to:

- hear a minor melody in simple meter;
- hear tonic and dominant;
- hear and notate the dotted rhythm in the first measure of the melody;
- hear and notate the raised 7th scale degree of harmonic minor;
- differentiate between conjunct and disjunct motion; and
- notate pitches correctly in treble clef.

Sample: 1A

Score: 8

This represents a very good response. It is correct in pitch and rhythm in seven segments. In segment two, the last rhythmic value is incorrect. Following the regular scoring guide, 1 point was added to the score of 7 for a total score of 8.

Sample: 1B

Score: 4

This represents a fair response. Segments one, three, and eight are correct. Segments two, four, five, and six contain pitch and rhythm errors. Segment seven is correct in rhythm but incorrect in pitch. Following the regular scoring guide, 1 point was added to the score of 3 for a total score of 4.

Sample: 1C

Score: 2

This represents a weak response. Only segment three is correct in both pitch and rhythm. Following the regular scoring guide, 1 point was added to the score of 1 for a total score of 2.