

AP[®] Japanese Language and Culture

Exam Overview

Table of Contents

Overview

- Exam Format
- About This Presentation

Student Information

Exam

- General Directions
- Section I: Multiple Choice
 - Part A: Listening
 - Part B: Reading
- Break
- Section II: Free Response
 - Part A: Writing
 - Part B: Speaking
- End of Exam

Additional Resources

Welcome to an overview of the AP Japanese Language and Culture Exam. This presentation will provide you with a preview of the question types and directions screens that you'll see on exam day.

The exam will be delivered on a CD and administered at a computer. On exam day, you will follow directions spoken by the proctor. During various parts of the exam, you will also read on the screen, listen through a headset, type using the keyboard, and speak into a microphone. Read the information on the screens carefully.

The exam is approximately two hours and 15 minutes in length. The exam has two sections.

Section I consists of multiple-choice questions.

- Part A: Listening
- Part B: Reading

Section II, the free-response section, requires you to produce written and spoken responses.

- Part A: Writing
- Part B: Speaking

About This Presentation

- This overview does not present an entire exam, but does include questions that represent the various parts of the complete exam.
- The screen images in this presentation are from a sample exam. Several screens in the sample exam include an Exit button, but this button will not appear in the regular exam.
- This presentation includes screens where some details, such as references to the number of questions or administration time, refer to the sample exam and do not match the complete exam.

AP Japanese Exam - Sample

Please complete the required information below.

Use the Next and Previous buttons to navigate among the screens.
A scroll bar will appear on the right, when needed.

Student Information Part 1

AP Number : 13687501

Last Name : TEST

First Name : TEST

Middle Initial : T

Check here if you require testing accommodations : Setup CD Options

Select a Sample Exam : AP Japanese Exam - Sample

Check here to skip registration screens and launch the sample exam : *If you wish to practice completing the registration screens,
uncheck this box.*

Next >>

Administrator Utilities

The following screens show the Student Information registration screens that you'll complete in place of an answer sheet on exam day.

AP Japanese Exam - Sample

Please complete the information below.

Use the Next and Previous buttons to navigate among the screens.
A scroll bar will appear on the right, when needed.

Student Information Part 2

Online Provider Code :

Have you lived or studied for one month or more in a country
where the language of the exam you are now taking is spoken ?

Do you regularly speak or hear the language at home ?

<< Previous

Next >>

Administrator Utilities

AP Japanese Exam - Sample

Check this box if you have already completed an answer sheet this year, at a preadministration session or an earlier AP Exam.

Note: If you have already completed an AP answer sheet this year, you do not need to complete the Student Information below at this time.

Scroll down to complete all of the information on this screen. The proctor will let you know when to move on to the next page.

Student Information Part 3

Date of Birth: 03 Feb 1988

Social Security Number(Optional): 111 - 11 - 1111

Sex: Female

Racial/Ethnic Group :

Please answer both questions about Hispanic origin and about race. For the following questions about your identity, Hispanic origins are not races.

a. Are you of Hispanic, Latino, or Spanish origin? (You may check all that apply.)

No, not of Hispanic, Latino, or Spanish origin

Yes, Cuban

Yes, Mexican

Yes, Puerto Rican

Yes, another Hispanic, Latino, or Spanish origin

b. What is your race? (You may check all that apply.)

American Indian or Alaska Native

Asian (including Indian subcontinent and Philippines origin)

Black or African American (including Africa and Afro-Caribbean origin)

Native Hawaiian or other Pacific Islander

White (including Middle Eastern origin)

Please indicate your parent or guardian's highest level of education. (If you have two parents/guardians, select the level of education for each parent or guardian from the corresponding dropdown menu.)

First, tell us which parent or guardian you are answering for : Father or Male Guardian

And his/her highest level of education is : Some High School

If you have a second parent or guardian, he/she is your : Mother or Female Guardian

And his/her highest level of education is : Some High School

Which language do you know best? English and another language about the same

<< Previous

Next >>

Administrator Utilities

AP Japanese Exam - Sample

Please supply the required information below.

The proctor will let you know when to move on to the next page.

Home Address and Phone

Street Address, Line 1 : MY ADDRESS LINE ONE

Street Address, Line 2 : MY ADDRESS LINE TWO

City : PRINCETON

State : New Jersey

Country : United States of America

ZIP or Postal Code : 08541

U.S. Phone Number : (111) 111 - 1111

International Phone Number :

Email Address : k@ets.org

By providing your email address, you are granting the College Board permission to use your email in accordance with the policies in the current Bulletin for AP Students and Parents.

<< Previous

Next >>

Administrator Utilities

AP Japanese Exam - Sample

Please supply the required information below.

The proctor will let you know when to move on to the next page.

School and College Information

Six-digit Code of the School You Attend : 111111

Student Identifier (Student ID Number) : 0123456789101112131415161

Current Grade Level : Not yet in 9th grade

Four-digit Code of the College That Will Receive Your Score Report : 1111

Enroll in Student Search Service ? Yes

Colleges and scholarship programs may request your information to inform you of educational opportunities and financial aid. Would you like us to supply your information? If you don't answer and previously chose to participate in this service, we will continue providing your information.

<< Previous

Next >>

Administrator Utilities

General Directions

The table under "At a Glance" below provides an overview of the exam, showing the number of questions and amount of time for each part and the contribution of each part to the final AP score. The first section of the exam contains several listening tasks and reading tasks, which test your ability to use Japanese in the interpretive mode of communication. In this multiple-choice section, click on one answer choice to select an answer. You may click on the oval or anywhere on the answer choice. To change an answer, click on a different answer choice. To leave a question unanswered after you have selected an answer, click on the selected answer choice again to deselect it. The total score on the multiple-choice section is based only on the number of questions answered correctly. Points are not deducted for incorrect answers or unanswered questions. The second section of the exam contains 4 free-response tasks, which test your ability to use Japanese in the interpersonal and presentational modes of communication. You will type your responses for the writing tasks, and your responses for the speaking tasks will be recorded. Various tasks in the exam will also test your knowledge of Japanese culture.

The proctor should have provided you with scratch paper and a pencil, which you may use to take notes and to organize your responses. You must return the scratch paper and pencil to the proctor at the end of the exam.

At a Glance

The table below summarizes the exam format. The total time listed for each section takes into account time for reading directions, moving from question to question, etc. As a result, the estimated time for each section may be greater than the sum of the estimated times for each part.

Note: The directions throughout the exam regarding timing for specific questions reflect the standard timing. If you have been approved for extended time, the adjusted timing for applicable parts of the exam will be reflected accurately on the clock that appears on the screen.

At the beginning of the exam, you should read the General Directions carefully (continued on next page).

At a Glance

The table below summarizes the exam format. The total time listed for each section takes into account time for reading directions, moving from question to question, etc. As a result, the estimated time for each section may be greater than the sum of the estimated times for each part.

Note: The directions throughout the exam regarding timing for specific questions reflect the standard timing. If you have been approved for extended time, the adjusted timing for applicable parts of the exam will be reflected accurately on the clock that appears on the screen.

Section	Question or Task Type	Number of Questions or Tasks	Percent of Total Score	Approximate Time
Multiple Choice		Approximately 70 Questions	50%	1 hour, 30 minutes
Part A: Listening	Listening Selections	30-35	25%	20 minutes
Part B: Reading	Reading Selections	35-40	25%	1 hour
Free Response		4 Tasks	50%	45 minutes
Part A: Writing	Text Chat	6 questions	12.5%	10 minutes
	Compare and Contrast Article	1 question	12.5%	20 minutes
Part B: Speaking	Conversation	4 questions	12.5%	3 minutes
	Cultural Perspective Presentation	1 question	12.5%	7 minutes

There may also be survey questions, which do not affect your score.

Click on **Continue** to go on.

Hardware Check

Before the exam begins, we will check the microphone and headset volumes.

Click on **Continue** to go on.

Before the first part of the exam, you will check that your headset and microphone are working properly.

Listening Part Directions

You will listen to several selections in Japanese. For each selection, you will be told whether it will be played once or twice. You may take notes as you listen. Your notes will not be graded. After listening to each selection, you will see questions in English. For each question, choose the response that is best according to the selection. You will have 12 seconds to answer each question.

A clock at the top of the screen will show you how much time is remaining to answer the question.


When the response time has ended, you will automatically go on to the next question. You cannot return to previous questions.

You will now begin this part.

The multiple-choice section begins with Part A: Listening.

Prerecorded message

Selection plays two times.



An audio progress bar appears whenever you hear audio material through your headset.



When does the store reopen?

- Tuesday
- Wednesday
- Thursday
- Friday

What are the regular store hours?

- 9:00 A.M. to 7:00 P.M.
- 9:00 A.M. to 7:30 P.M.
- 9:30 A.M. to 7:00 P.M.
- 9:30 A.M. to 7:30 P.M.

Reading Part Directions

You will read several selections in Japanese. Each selection is accompanied by a number of questions in English. For each question, choose the response that is best according to the selection.

You will have **60 minutes** to answer all the questions. A clock at the top of the screen will show you how much time is remaining.

Some selections include characters [underlined in blue](#). Click on the characters to see a definition or an explanation.

You can move to the next question by clicking on **Next**. You can skip questions and go back to them later as long as there is time remaining. If you want to return to previous questions, click on **Back**.

For later review, you can mark a question by clicking on **Mark**, which will place a check mark next to the question on the review screen. Clicking on **Mark** again will remove the check mark. A question will remain marked until you unmark it, even if you change the answer.

You can click on **Review** at any time, and the review screen will show you which questions you have answered and which you have not answered. The Marked column shows all questions you have marked for review. From the review screen, you may go directly to any question.

You will now begin this part.

The multiple-choice section continues with Part B: Reading.

NEXT



After you answer a question, click on **Next**. You may still change the answer after clicking **Next**.

BACK



Clicking on **Back** will take you to the previous screen or question.

HELP



Clicking on **Help** will bring you to **Help**. From **Help** you can get information on different topics by clicking on one of the buttons above. You are now in **Help**.

MARK



For later review, you can mark a question by clicking on **Mark**, which will place a check mark next to the question on the review screen. Clicking on **Mark** again will remove the check mark. A question will remain marked until you unmark it, even if you change the answer.

REVIEW



Clicking on **Review** will display the **Review** screen. The **Review** screen lists all of the questions in the reading part and their status. The Status column shows if a question has been answered, not answered, or not yet seen. The Marked column shows all questions you have marked for review. The question you were looking at last is highlighted when you enter the **Review** screen.

EXIT



Clicking on **Exit** will skip ahead to the next part. **The Exit button will not appear in the regular exam.**

During the Reading part, you may access the **Help** screens.

NOTE: The clock does not stop when viewing the **Help** screens. The more time you spend on **Help**, the less time you have to answer questions.



Read this set of e-mails.

受信箱

差出人	件名	送信日
Message #1		
えみこ	土曜日の映画	2月4日
<p>明日は土曜日よ。 私たち映画に行こうって言っているの。今みんなが話している新しい映画。一緒に行かない？</p> <p>-----</p>		
Message #2		
山本	月曜日の部活	2月4日
<p>生徒の皆さん、</p> <p>火曜日の数学のテストは大事なので、月曜日の部活の時間が変わりました。 3:00~4:00にしましょう。</p> <p>それから今、風邪がはやっているから、体に気をつけてきちんと寝るように。</p> <p>-----</p>		
Message #3		
みちこ	RE:土曜日の映画	2月4日
<p>またさういふふうで、私達の映画の割引券持て</p>		

Which message is from someone who had a difficult time sleeping?

- Message #1
- Message #2
- Message #4
- Message #5

Beginning

Read this news article.

エンカレッジ・スクール

今年、エンカレッジ・スクールという学校ができた。エンカレッジは、日本語で「はげます」とか「力づける」という意味である。エンカレッジ・スクールは、学校がきれいで、勉強しない子どもたちのために作られた。たとえば、エンカレッジ・スクールの一つ、桜台高校^{さくらだい}では期末テストがない。ホームルームは二人の先生が受け持っている。1クラス20人ぐらいで、ふつうの高校より1クラスの人数が少ない。また、ふつうの高校では授業が50分だが、桜台高校では30分授業だ。「30分授業は、短いから集中して勉強できる」と、このみん^{さくらだい}が人気がある。それに、「和太鼓^{わたいこ}」
「福祉ボランティア^{ふくし}」など、ふつうの高校にはない体験学習もできる。桜台高校はいろいろなことがふつうの高校とちがうようだ。先生たちもいっしょうけんめいにおうえんしている。す

Glossary

わたいこ
和太鼓: Japanese drums

Clicking on the characters underlined in blue displays a definition or explanation.

Beginning

Read this news article.

エンカレッジ・スクール

今年、エンカレッジ・スクールという学校ができた。エンカレッジは、日本語で「はげます」とか「力づける」という意味である。エンカレッジ・スクールは、学校がきらいで、勉強しない子どもたちのために作られた。たとえば、エンカレッジ・スクールの一つ、桜台高校さくらだいでは期末テストがない。ホームルームは二人の先生が受け持っている。1クラス20人ぐらいで、ふつうの高校より1クラスの人数が少ない。また、ふつうの高校では授業が50分だが、桜台高校では30分授業だ。「30分授業は、短から集中して勉強できる」と、このみんなに人気がある。それに、「和太鼓わたいこ」や「福祉ボランティアふくし」など、ふつうの高校にはない体験学習もできる。桜台高校はいろいろなことがふつうの高校とちがうようだ。先生たちもいっしょうけんめいにおうえんしている。す

According to the article, what is the benefit to students of attending the type of school described?

- They receive individual attention.
- Their teachers are highly qualified.
- They are well prepared for college.
- Their books and material are provided by the school.

Below is the list of questions in this part. The question you were looking at last is highlighted when you enter Review. The Status column shows if a question has been Answered, Not Answered, or Not Seen. Questions you have marked are indicated with a ✓.

To review a specific question from the list, click on the question to highlight it, then click on **Go to Question** at the top of the screen. To sort the list by number or status, click on the column heading. When there are more questions than will fit on the screen, you can use the scroll bar to view the others.

To leave Review and return to where you were in the exam, click on **Return**.

▲Number	Description	Marked	Status
1	Which message is from someone who had a difficult time		Not Answered
2	Which message is from someone who missed seeing the movie?		Not Answered
3	Which message is from the person who said "get enough sleep"	✓	Not Answered
4	The test on Tuesday is on which subject?	✓	Not Answered
5	Why did the friends choose the movie they saw?		Not Answered
6	According to the article, what is the benefit to students of		Not Answered
7	According to the article, what stands out about Sakuradai	✓	Not Answered
8	What does the article say about classes at Sakuradai High		Not Answered
9	The schools described in the article are intended for what		Not Seen
10	What does the writer suggest about the future of the schools		Not Seen

During the Reading part, clicking on **Review** will allow you to review the status of each question.

Break

Your break will begin when the proctor dismisses the entire group. Wait quietly until you are dismissed. The exam is on hold and your answers have been secured. You will have a 10-minute break. The timer will count down the time while you are on break, but the exam will not resume until the proctor gives you the appropriate instructions. Please return to this computer within the time limit.

When you return from the break, wait for the proctor to tell you to click on **Continue**.

Name: UE User

There will be a 10-minute break between the multiple-choice and free-response sections.

After the break, you must wait for the proctor's instructions before resuming the exam.



The free-response section begins with Part A: Writing.

Writing Part Directions

You will participate in a simulated exchange of text-chat messages and write an article.

The input method for typing Japanese text is the Microsoft IME. This method allows you to type in different modes, which you can select from the drop-down list as necessary. Hiragana mode (ひ) allows you to produce hiragana and to convert to kanji and katakana. F-W Katakana (Full-width Katakana) mode (カ) allows you to produce katakana. Direct Input mode (A) allows you to produce English letters. Note that you should use English letters only in cases where they would normally be used in authentic Japanese writing. Do not use romaji or English as a substitute for words that should be written in Japanese.

For both tasks, you will have a specific amount of response time. A clock at the top of the screen will show you how much time is remaining to write your response.

When the response time has ended, you will automatically go on to the next question. You cannot return to previous questions.

AP Japanese Language & Culture - Writing

CollegeBoard

Testing Tools | How To Answer | How To Scroll | General Directions | Part Directions

HIDE TIME 00 : 01 : 10

RETURN

ESSAY

Tools:

Cut - To delete something you have typed,

- highlight the text
- click on **Cut**

Paste - To put text in a new spot,

- highlight the text
- click on **Cut**
- click on the spot where you want to place the text
- click on **Paste**


Undo - Click on **Undo** to reverse or cancel your last action. Each click reverses one more action.


Redo - Click on **Redo** to reverse the action of the **Undo** command. Each click reverses one more Undo command.


Character Count - Click on **Hide Char. Count** to remove the character count. Click on **Show Char. Count** to show the character count.

Typing Mode - You can type in different modes, which you can select from the drop-down list as necessary. Hiragana mode (ひ) allows you to produce hiragana and to convert to kanji and katakana. F-W Katakana (Full-width Katakana) mode (カ) allows you to produce katakana. Direct Input mode (A) allows you to produce English letters.

Keyboard Keys:

Use **Tab**  to indent at the beginning of a line.

Use **Backspace**  to remove text that is to the left of the cursor.

Use **Delete**  to remove text that is to the right of the cursor.

Click on **Return** to go on.

Cut Paste Undo Redo Hide Char. Count 0 Hiragana

During the Writing part, you may access the **Help** screens.

NOTE: The clock does not stop when viewing the **Help** screens. The more time you spend on **Help**, the less time you have to answer questions.

Writing Part Directions: Text Chat

You will participate in a simulated exchange of text-chat messages. Each time it is your turn to write, you will have 90 seconds to respond. You should respond as fully and as appropriately as possible.

There will be six times when it is your turn to write.

You will now begin this part.

Directions: You will participate in a simulated exchange of text-chat messages. Each time it is your turn to write, you will have 90 seconds to respond. You should respond as fully and as appropriately as possible.

You will have a conversation with Mariko Morimoto, a student in a Japanese school, about your future plans.

Respond.

それでは、よろしくお願ひします。最初の質問です。大学を卒業してから、どんな仕事をしたいと考えていますか？

Cut Paste Undo Redo Hide Char. Count 0 Hiragana

Writing Part Directions: Compare and Contrast Article

You will be asked to write in Japanese for a specific purpose and for a specific audience. You should write in as complete a manner as possible, taking into account the purpose and the audience described.

You will now begin this part.



Directions: You will be asked to write in Japanese for a specific purpose and for a specific audience. You should write in as complete a manner as possible, taking into account the purpose and the audience described.

You are writing an article for the student newspaper of your sister school in Japan. Write an article in which you compare and contrast learning Japanese and learning another subject. Based on your personal experience, describe at least THREE aspects of each and highlight the similarities and differences between learning Japanese and learning another subject. Also, state your preference and give reasons for it.

Your article should be 300 to 400 characters or longer. Use the *desu/masu* or *da* (plain) style, but use one style consistently. Also, use kanji wherever kanji from the AP Japanese kanji list is appropriate. You have 20 minutes to write.



You can use the drop-down list to select a typing mode.

Speaking Part Directions

You will participate in a simulated conversation and make a presentation.

For the presentation, you will have a specific amount of preparation time. During the preparation time, a clock will show you how much time is remaining.

For both tasks, you will have a specific amount of response time. During the response time, a clock will show you how much time is remaining.

When the response time has ended, you will automatically go on to the next question. You cannot return to previous questions.

Your cue to start speaking will always be this tone.

The free-response section continues with Part B: Speaking.

Before beginning this part, you will perform another headset and microphone check.

Speaking Part Directions: Conversation

You will participate in a simulated conversation. Each time it is your turn to speak, you will have 20 seconds to record. You should respond as fully and as appropriately as possible.

There will be four times when it is your turn to speak.

You will now begin this part.

Directions: You will participate in a simulated conversation. Each time it is your turn to speak, you will have 20 seconds to record. You should respond as fully and as appropriately as possible.

You will have a conversation with Masao Yamada, a store manager, about a part-time job.



RESPONSE TIME

00 : 00 : 16

Speaking Part Directions: Cultural Perspective Presentation

Imagine that you are making an oral presentation to your Japanese class. First, you will read and hear the topic for your presentation. You will have 4 minutes to prepare your presentation. Then you will have 2 minutes to record your presentation. Your presentation should be as full as possible.

You will now begin this part.

Directions: Imagine that you are making an oral presentation to your Japanese class. First, you will read and hear the topic for your presentation. You will have 4 minutes to prepare your presentation. Then you will have 2 minutes to record your presentation. Your presentation should be as full as possible.

Present your own view or perspective on Japanese meal customs. Discuss at least FIVE aspects or examples of Japanese meal customs.

Begin with an appropriate introduction, give details, explain your own view or perspective, and end with a concluding remark.

Preparation Time: 240 Seconds
Response Time: 120 Seconds

PREPARATION TIME

00 : 03 : 59

End of Exam

Your exam administration is now complete.

After the exam, do not touch the computer because it will be processing your exam responses.

Sit quietly and wait for the proctor to dismiss all students at the same time.

If you'd like more information about the AP Japanese Language and Culture Exam or the exam administration, refer to the following resources:

- The AP Coordinator of the school where you will be testing should be able to provide you with more information about the exam schedule, what to bring on exam day, and any pre-exam-day activities.
- Visit the AP Japanese Language and Culture pages at www.collegeboard.com/apstudents to see the complete Course Description as well as free-response questions and scoring guidelines from last year's exam.
- Download the current *Bulletin for AP Students and Parents* at www.collegeboard.com/apstudents.