



2016 AP<sup>®</sup>  
Completing Your  
Answer Sheet  
Correctly

*for students in India*

# Before Exam Day...

Read carefully – **Exam Day Policies:**

<https://apstudent.collegeboard.org/takingtheexam/exam-policies>

1. Bulletin for AP Students and Parents

<https://secure-media.collegeboard.org/digitalServices/pdf/ap/2015-16-ap-bulletin-students-parents.pdf>

2. Know what to do (and not to do) on exam day

<https://apstudent.collegeboard.org/takingtheexam/exam-policies/exam-day-policies>

Also review the **India AP Student Supplement** provided by your test center or your India College Board Representative.

# What to bring and not to bring to exams

(from the Bulletin for AP Students and Parents)

You can use wooden **Number 2** or **HB** pencils, but not 2B or mechanical pencils.

Your six-digit code should be on your admission ticket.

You'll get your AP Student Pack at the exam. Don't forget to bring valid passport or photo ID!



## WHAT TO BRING TO THE EXAM ROOM



Several sharpened No. 2 pencils with erasers, for all responses on your multiple-choice answer sheet. (Students outside the U.S.: bring HB or No. 2 pencils.)



Pens with black or dark blue ink for completing areas on the exam booklet covers and for free-response questions in most exams.



Your 6-digit school code. Home-schooled students will be provided with their state's or country's home-school code at the time of the exam.



A watch that does not have Internet access, does not beep, and does not have an alarm.



Up to two approved calculators with the necessary capabilities if you are taking the AP Biology, Calculus, Chemistry, Physics, or Statistics Exams. Visit [apstudent.collegeboard.org/apcourse](http://apstudent.collegeboard.org/apcourse) to find the calculator policy for your subject. For a list of approved graphing calculators, visit [www.collegeboard.org/ap/calculators](http://www.collegeboard.org/ap/calculators).



A ruler or straightedge only if you're taking an AP Physics Exam. Protractors are not allowed.



Your AP Student Pack. If you do not attend the school where you are taking the exam, you should also bring a current government-issued or school-issued photo ID.\*



Your Social Security number (for U.S. citizens)\*\* for identification purposes (optional). If you provide your number, it may appear on your AP score report.



If applicable, your SSD Student Accommodation Letter, which verifies that you have been approved for a testing accommodation such as braille or large-type exams.



## WHAT NOT TO BRING TO THE EXAM ROOM

Electronic equipment (cell phone, smartphone, laptop, tablet computer, etc.), portable listening or recording devices (MP3 player, iPod, etc.), cameras or other photographic equipment, devices that can access the Internet, and any other electronic or communication devices. School-owned handheld recording devices are allowed **only** for the AP world language and culture exams and the AP Music Theory Exam.



Books, compasses, protractors, mechanical pencils, correction fluid, dictionaries, highlighters,<sup>†</sup> notes, or colored pencils.<sup>†</sup>



Scratch paper; notes can be made on portions of the exam booklets or, for Chinese Language and Culture and Japanese Language and Culture, on scratch paper provided by the proctor.



Watches that beep or have an alarm or smartwatches.



Computers.<sup>†</sup>



Reference guides, keyboard maps, or other typing instructions.



Clothing with subject-related information.



Food or drink.<sup>†</sup>



If you bring these to the test center, they will not be allowed into the exam room.

**During the exam: Only approved pens and pencils are allowed on desks. Pencil cases, food and drink are not allowed!**

# Please Note:

**LISTEN TO YOUR PROCTOR'S STEP-BY-STEP INSTRUCTIONS CAREFULLY.**

**DO NOT SKIP AHEAD.**

**The Proctor will instruct:**

- 1) how to complete the answer sheet,
- 2) when to open exam materials,
- 3) when to start or finish each section or part, and
- 4) how to get your AP scores

**DO NOT OPEN ANY EXAM MATERIALS UNTIL YOU ARE TOLD TO DO SO.**

# AP Answer Sheet - Overview

The answer sheet has 4 pages.

The image shows the AP Answer Sheet 2015 form. It is divided into two main color-coded sections: blue and purple. The blue sections (A, B, C, D, E, F, G, H, I, J, K, L, M, N, O, P, Q, R, S, T, U, V, W, X, Y, Z) are for information that must be completed for every exam. The purple sections (I, J, K, L, M, N, O, P, Q, R, S, T, U, V, W, X, Y, Z) are for information that is completed only once, at the first exam. A large 'SAMPLE' watermark is overlaid on the form. The form includes fields for student information, exam details, and school information.

## BLUE sections

- Complete blue fields at EVERY exam.

## PURPLE sections

- Complete purple fields only ONE TIME, at your first exam.  
- If taking multiple AP exams, leave purple fields blank after the first exam.

# AP Student Pack & AP Number

You will get a **2016 AP Student Pack** at your first exam.

Inside are your **unique AP Number** labels (stickers)

**AP** **AP STUDENT PACK** 2016

Please print your legal name: \_\_\_\_\_ Grade \_\_\_\_\_

Last Name \_\_\_\_\_ First Name \_\_\_\_\_ M.I. \_\_\_\_\_

School Code \_\_\_\_\_ AP# \_\_\_\_\_

Completely fill in the square next to each AP Exam you plan to take.

WEEK 1	MORNING – 8 a.m.	AFTERNOON – 12 p.m.	
Monday, May 2	<input type="checkbox"/> Chemistry <input type="checkbox"/> Environmental Science	<input type="checkbox"/> Psychology	
Tuesday, May 3	<input type="checkbox"/> Computer Science A <input type="checkbox"/> Spanish Language and Culture	<input type="checkbox"/> Art History <input type="checkbox"/> Physics 1: Algebra-Based	
Wednesday, May 4	<input type="checkbox"/> English Literature and Composition	<input type="checkbox"/> Japanese Language and Culture <input type="checkbox"/> Physics 2: Algebra-Based	
Thursday, May 5	<input type="checkbox"/> Calculus AB <input type="checkbox"/> Calculus BC	<input type="checkbox"/> Chinese Language and Culture <input type="checkbox"/> Seminar	
Friday, May 6	<input type="checkbox"/> German Language and Culture <input type="checkbox"/> United States History	<input type="checkbox"/> European History	
	<input type="checkbox"/> Studio Art		
WEEK 2	MORNING – 8 a.m.	AFTERNOON – 12 p.m.	2 p.m.
Monday, May 9	<input type="checkbox"/> Biology <input type="checkbox"/> Music Theory	<input type="checkbox"/> Physics C: Mechanics	<input type="checkbox"/> Physics C: Electricity and Magnetism
Tuesday, May 10	<input type="checkbox"/> United States Government and Politics	<input type="checkbox"/> French Language and Culture <input type="checkbox"/> Spanish Literature and Culture	
Wednesday, May 11	<input type="checkbox"/> English Language and Composition	<input type="checkbox"/> Italian Language and Culture <input type="checkbox"/> Macroeconomics	
Thursday, May 12	<input type="checkbox"/> Comparative Government and Politics <input type="checkbox"/> World History	<input type="checkbox"/> Statistics	
Friday, May 13	<input type="checkbox"/> Human Geography <input type="checkbox"/> Microeconomics	<input type="checkbox"/> Latin	

Note: AP Research students will complete an answer sheet to provide information needed to score submitted performance assessment tasks.

CollegeBoard




## IMPORTANT

- Use only 2016 stickers on your exam materials to track your scores.
- Keep your AP Number to get your scores in July.
- **DO NOT SHARE YOUR AP NUMBER.**
- **DO NOT USE AP Numbers from more than one Student Pack (otherwise your scores will not be on one report).**

# AP Student Pack

- **Write your name** on the upper right-hand corner of the sheet of AP number labels (stickers) in the **center of the Student Pack**.



- Place one label on the **back cover** of the Student Pack in the top left-hand corner of the College Information Card.

**College Information Card**  
May 2016

**PLACE AN AP NUMBER LABEL OR  
WRITE YOUR AP NUMBER HERE**

\_\_\_\_\_

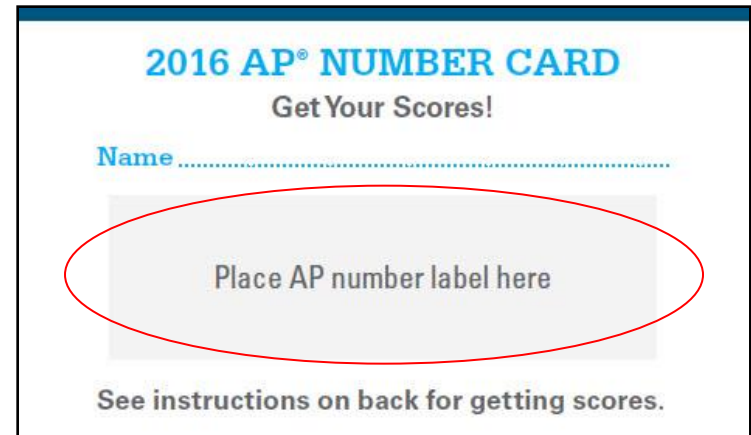
**NOTE:** This card must be received by **June 15, 2016**, in order to make changes or corrections before your scores are released. Contact AP Services for changes after this date.

Print your legal name and address in the boxes below. Omit apostrophes, Jr., or II.

Legal Last Name – First 15 Letters	Month	Day	Year
Date of Birth			
Legal First Name – First 12 Letters	M.I.	<input type="checkbox"/> Check this box if address differs from address on your 2016 AP answer sheet.	

# AP Number Card

- Take an AP number label and place it on the AP number card attached to the back cover of your Student Pack.
- Write your name on the card.
- Remove the card from the booklet, and keep it in a safe place.



The image shows a template for a 2016 AP Number Card. At the top, it says "2016 AP® NUMBER CARD" in blue, followed by "Get Your Scores!" in black. Below that is a line for "Name" with a dotted line for writing. In the center, there is a light gray rectangular area with the text "Place AP number label here" inside it, which is circled in red. At the bottom, it says "See instructions on back for getting scores." in gray.

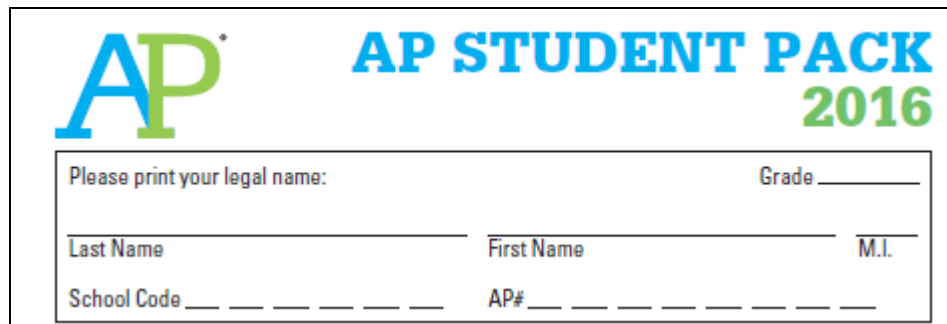
## **Don't lose your AP Number!**

- AP scores will be online only.
- You will need your AP Number to **view** and **send** your scores online.



# Front Cover of the Student Pack

- Print your grade level, last name, first name, and middle initial.



The image shows a registration form for the AP Student Pack 2016. At the top left is the AP logo (blue 'A' and green 'P'). To its right is the text 'AP STUDENT PACK' in blue and '2016' in green. Below this is a form with the following fields:

Please print your legal name:		Grade _____
Last Name _____	First Name _____	M.I. _____
School Code _____	AP# _____	

- Print your six-digit school code or self study code (*found on your admission ticket*).
- Print your AP number in the spaces indicated.
- Check the box next to each AP Exam you plan to take this year.

# Important!

AP score reports contain **all** of your AP scores from each testing year, so it is important to provide consistent information from year to year.

- Provide your full legal name.
- Use the SAME name on every answer sheet, every year. If it is not the same, all your scores may not be on the same report.
- Example:
  - 2015 – Last Name = Smith-Lee; First Name = Debi
  - 2016 – Last Name = Smith-Lee ; First Name = Debi ✓
  - Last Name = SmithLee; First Name = Debi ✗

# Page 1 of the Answer Sheet

Place an AP number label (sticker) from your 2016 Student Pack in the box at the top left of the answer sheet.

**AP Answer Sheet 2016**

**AP Number Label (from Student Pack)**

**AP Exam Label (from Section I Booklet)**

**PAGE 1**

**CollegeBoard**

**B123456789T**

**COMPLETE THIS AREA AT EVERY EXAM. USE NO. 2 PENCIL ONLY**

To maintain the security of the exam and the validity of my AP score, I will allow no one else to see the multiple-choice questions. I will see the multiple-choice booklet when asked to do so, and I will not discuss these questions with anyone at any time after completing the section. I am aware of and agree to the AP Program's policies and procedures as outlined in the 2015-16 Bulletin for AP Students and Parents, including using testing accommodations (e.g., extended time, computer, etc.) only if I have been preapproved by College Board Services for Students with Disabilities.

**A. SIGNATURE** Sign your legal name as it will appear on your college applications. Date

**B. LEGAL NAME** Omit apostrophes, Jr., II.  
Legal Last Name — First 15 Letters Legal First Name — First 12 Letters MI

**C. YOUR AP NUMBER**

**D. EXAM DATE** Month Day

**E. EXAM START TIME** AM PM

**F. MULTIPLE-CHOICE BOOKLET SERIAL NUMBER**

**G. ONLINE PROVIDER CODE**

**I. AREA CODE AND PHONE NUMBER**

**J. SCHOOL YOU ATTEND**  
SCHOOL CODE School Name  
City  
State  
Country

**K. DATE OF BIRTH** Month Day Year

**L. SOCIAL SECURITY NUMBER (Optional)**

**M. COLLEGE TO RECEIVE YOUR AP SCORE REPORT**  
COLLEGE CODE Using the college code listed in the AP Student Pack

**N. CURRENT GRADE LEVEL**

AP Answer Sheet 2016

# Page 1 of the Answer Sheet

**Item A (Signature):** Sign this when instructed by your proctor

**AP**  
Answer Sheet  
2016

**AP Number Label**  
(from Student Pack)

B123456789T

**AP Exam Label**  
(from Section I Booklet)

PAGE 1  
CollegeBoard

**COMPLETE THIS AREA AT EVERY EXAM. USE NO. 2 PENCIL ONLY**

To maintain the security of the exam and the validity of my AP score, I will allow no one else to see the multiple-choice questions. I will tear the multiple-choice booklet when asked to do so, and I will not discuss these questions with anyone at any time after completing the section. I am aware of and agree to the AP Program's policies and procedures as outlined in the 2015-16 Bulletin for AP Students and Parents, including using testing accommodations (e.g., extended time, computer, etc.) only if I have been preapproved by College Board. Reason for Student's absences:

**A. SIGNATURE** Sign your legal name as it will appear on your college applications. Date

**B. CHECK FORM** Print apostrophes, etc. if.

Legal Last Name — First 15 Letters | Legal First Name — First 12 Letters | MI

**C. YOUR AP NUMBER**

0	0	0	0	0	0	0	0	0	0
1	1	1	1	1	1	1	1	1	1
2	2	2	2	2	2	2	2	2	2
3	3	3	3	3	3	3	3	3	3
4	4	4	4	4	4	4	4	4	4
5	5	5	5	5	5	5	5	5	5
6	6	6	6	6	6	6	6	6	6
7	7	7	7	7	7	7	7	7	7
8	8	8	8	8	8	8	8	8	8
9	9	9	9	9	9	9	9	9	9

**D. EXAM DATE**

Month	Day
0	0
1	1
2	2
3	3
4	4
5	5
6	6
7	7
8	8
9	9

**E. EXAM START TIME**

AM	PM
6	12
7	1
8	2
9	3
10	4
11	5

**F. MULTIPLE-CHOICE BOOKLET SERIAL NUMBER**

S	0	0	0	0	0	0	0	0	0	0	0
1	1	1	1	1	1	1	1	1	1	1	1
2	2	2	2	2	2	2	2	2	2	2	2
3	3	3	3	3	3	3	3	3	3	3	3
4	4	4	4	4	4	4	4	4	4	4	4
5	5	5	5	5	5	5	5	5	5	5	5
6	6	6	6	6	6	6	6	6	6	6	6
7	7	7	7	7	7	7	7	7	7	7	7
8	8	8	8	8	8	8	8	8	8	8	8
9	9	9	9	9	9	9	9	9	9	9	9

**G. ONLINE PROVIDER CODE**

0	0	0
1	1	1
2	2	2
3	3	3
4	4	4
5	5	5
6	6	6
7	7	7
8	8	8
9	9	9

**I. AREA CODE AND PHONE NUMBER**

0	0	0	0	0	0	0	0	0	0
1	1	1	1	1	1	1	1	1	1
2	2	2	2	2	2	2	2	2	2
3	3	3	3	3	3	3	3	3	3
4	4	4	4	4	4	4	4	4	4
5	5	5	5	5	5	5	5	5	5
6	6	6	6	6	6	6	6	6	6
7	7	7	7	7	7	7	7	7	7
8	8	8	8	8	8	8	8	8	8
9	9	9	9	9	9	9	9	9	9

**J. SCHOOL YOU ATTEND**

SCHOOL CODE	School Name				
0	0	0	0	0	0
1	1	1	1	1	1
2	2	2	2	2	2
3	3	3	3	3	3
4	4	4	4	4	4
5	5	5	5	5	5
6	6	6	6	6	6
7	7	7	7	7	7
8	8	8	8	8	8
9	9	9	9	9	9

City: \_\_\_\_\_ State: \_\_\_\_\_ Country: \_\_\_\_\_

**K. DATE OF BIRTH**

Month	Day	Year	
<input type="radio"/> Jan	0	0	0
<input type="radio"/> Feb	0	0	0
<input type="radio"/> Mar	1	1	1
<input type="radio"/> Apr	2	2	2
<input type="radio"/> May	3	3	3
<input type="radio"/> Jun	4	4	4
<input type="radio"/> Jul	5	5	5
<input type="radio"/> Aug	6	6	6
<input type="radio"/> Sep	7	7	7
<input type="radio"/> Oct	8	8	8
<input type="radio"/> Nov	9	9	9
<input type="radio"/> Dec			

**L. SOCIAL SECURITY NUMBER (Optional)**

**M. COLLEGE TO RECEIVE YOUR AP SCORE REPORT**

COLLEGE CODE: \_\_\_\_\_ Using the college code listed in the AP Student Pack.

**N. CURRENT GRADE LEVEL**

108803-00157 • WEB/EN

# Page 1 of the Answer Sheet

**Item B (Legal Name):** Print your legal name: last name, first name, and middle initial, and fill in the corresponding circles.

The image shows the top portion of the AP Answer Sheet 2016. At the top left is the AP logo and 'Answer Sheet 2016'. To the right are labels for 'AP Number Label (from Student Pack)' and 'AP Exam Label (from Section I Booklet)'. A barcode with the number B123456789T is in the center. The CollegeBoard logo and 'PAGE 1' are at the top right. Below these are instructions: 'COMPLETE THIS AREA AT EVERY EXAM. USE NO. 2 PENCIL ONLY.' and a warning about security. The form is divided into sections: A. SIGNATURE, B. LEGAL NAME, C. YOUR AP NUMBER, D. EXAM DATE, E. EXAM START TIME, F. MULTIPLE-CHOICE BOOKLET SERIAL NUMBER, and G. ONLINE PROVIDER CODE. Section B, 'LEGAL NAME', is highlighted with a red box. It contains two columns: 'Legal Last Name — First 15 Letters' and 'Legal First Name — First 12 Letters'. Each column has a grid of circles containing letters A through V. A yellow callout box with a red border points to this section and contains the text: 'LEGAL NAME must be name printed on valid photo ID. No nicknames! Legal Last Name – this is your family name Legal First Name – this is your given name'. Other sections include I. AREA PHONE, L. SOCIAL SECURITY NUMBER (Optional), M. COLLEGE TO RECEIVE YOUR AP SCORE REPORT (with fields for COLLEGE CODE and Using the college code listed in the AP Student Pack), and N. CURRENT GRADE LEVEL (with a grid for months Mar-Dec and numbers 1-9).



# Page 1 of the Answer Sheet

**Item D (Exam Date):** Put the date you are taking the exam.

**Item E (Exam Start Time):** Put the approximate start time of the exam. For example, if it will be around 9:05AM when you start your exam, fill in the circle for 9 AM.

C. YOUR AP NUMBER								D. EXAM DATE				E. EXAM START TIME		F. MULTIPLE-CHOICE BOOKLET SERIAL NUMBER										G. ONLINE PROVIDER CODE																																
								Month	Day			AM	PM	S																																										
0	0	0	0	0	0	0	0	0	0	0	0	0	12	0	0	0	0	0	0	0	0	0	0	0	0	0	0	0	0	0	0	0	0	0	0	0	0	0	0	0	0	0	0	0	0	0	0	0								
1	1	1	1	1	1	1	1	1	1	1	1	1	1	1	1	1	1	1	1	1	1	1	1	1	1	1	1	1	1	1	1	1	1	1	1	1	1	1	1	1	1	1	1	1	1	1	1	1	1							
2	2	2	2	2	2	2	2	2	2	2	2	2	2	2	2	2	2	2	2	2	2	2	2	2	2	2	2	2	2	2	2	2	2	2	2	2	2	2	2	2	2	2	2	2	2	2	2	2	2							
3	3	3	3	3	3	3	3	3	3	3	3	3	3	3	3	3	3	3	3	3	3	3	3	3	3	3	3	3	3	3	3	3	3	3	3	3	3	3	3	3	3	3	3	3	3	3	3	3	3	3						
4	4	4	4	4	4	4	4	4	4	4	4	4	4	4	4	4	4	4	4	4	4	4	4	4	4	4	4	4	4	4	4	4	4	4	4	4	4	4	4	4	4	4	4	4	4	4	4	4	4	4						
5	5	5	5	5	5	5	5	5	5	5	5	5	5	5	5	5	5	5	5	5	5	5	5	5	5	5	5	5	5	5	5	5	5	5	5	5	5	5	5	5	5	5	5	5	5	5	5	5	5	5	5					
6	6	6	6	6	6	6	6	6	6	6	6	6	6	6	6	6	6	6	6	6	6	6	6	6	6	6	6	6	6	6	6	6	6	6	6	6	6	6	6	6	6	6	6	6	6	6	6	6	6	6	6	6				
7	7	7	7	7	7	7	7	7	7	7	7	7	7	7	7	7	7	7	7	7	7	7	7	7	7	7	7	7	7	7	7	7	7	7	7	7	7	7	7	7	7	7	7	7	7	7	7	7	7	7	7	7				
8	8	8	8	8	8	8	8	8	8	8	8	8	8	8	8	8	8	8	8	8	8	8	8	8	8	8	8	8	8	8	8	8	8	8	8	8	8	8	8	8	8	8	8	8	8	8	8	8	8	8	8	8	8			
9	9	9	9	9	9	9	9	9	9	9	9	9	9	9	9	9	9	9	9	9	9	9	9	9	9	9	9	9	9	9	9	9	9	9	9	9	9	9	9	9	9	9	9	9	9	9	9	9	9	9	9	9	9	9	9	9
COMPLETE THIS AREA ONLY ONCE																																																								

# Page 1 of the Answer Sheet

Item **F** and **H**: Listen to your proctor to find your multiple choice booklet serial number and exam form and form code.

**COMPLETE THIS AREA AT EVERY EXAM.** USE NO. 2 PENCIL ONLY

To maintain the security of the exam and the validity of my AP score, I will allow no one else to see the multiple-choice questions. I will seal the multiple-choice booklet when asked to do so, and I will not discuss these questions with anyone at any time after completing this section. I am aware of and agree to the AP Program's policies and procedures as outlined in the 2013-14 Booklet for AP® Students and Parents, including using testing accommodations (e.g., extended time, computer, etc.) only if I have been preapproved by College Board Services for Students with Disabilities.

**A. SIGNATURE** Sign your legal name as it will appear on your college applications. Date: \_\_\_\_\_

**B. LEGAL NAME** Omit apostrophes, Jr., II.  
 Legal Last Name — First 15 Letters: \_\_\_\_\_ Legal First Name — First 12 Letters: \_\_\_\_\_ MI: \_\_\_\_\_

**C. YOUR AP NUMBER**

0	0	0	0	0	0	0	0	0	0
1	1	1	1	1	1	1	1	1	1
2	2	2	2	2	2	2	2	2	2
3	3	3	3	3	3	3	3	3	3
4	4	4	4	4	4	4	4	4	4
5	5	5	5	5	5	5	5	5	5
6	6	6	6	6	6	6	6	6	6
7	7	7	7	7	7	7	7	7	7
8	8	8	8	8	8	8	8	8	8
9	9	9	9	9	9	9	9	9	9

**D. EXAM DATE**

Month	Day
0 0 0 0	0 0 0 0
1 1 1 1	1 1 1 1
2 2 2 2	2 2 2 2
3 3 3 3	3 3 3 3
4 4 4 4	4 4 4 4
5 5 5 5	5 5 5 5
6 6 6 6	6 6 6 6
7 7 7 7	7 7 7 7
8 8 8 8	8 8 8 8
9 9 9 9	9 9 9 9

**E. EXAM START TIME**

8	12
7	1
6	2
5	3
4	4
3	5
2	6
1	7
0	8
9	9

**F. MULTIPLE-CHOICE BOOKLET SERIAL NUMBER**

S	0	0	0	0	0	0	0	0	0	0	0	0	0	0	0	0	0
1	1	1	1	1	1	1	1	1	1	1	1	1	1	1	1	1	1
2	2	2	2	2	2	2	2	2	2	2	2	2	2	2	2	2	2
3	3	3	3	3	3	3	3	3	3	3	3	3	3	3	3	3	3
4	4	4	4	4	4	4	4	4	4	4	4	4	4	4	4	4	4
5	5	5	5	5	5	5	5	5	5	5	5	5	5	5	5	5	5
6	6	6	6	6	6	6	6	6	6	6	6	6	6	6	6	6	6
7	7	7	7	7	7	7	7	7	7	7	7	7	7	7	7	7	7
8	8	8	8	8	8	8	8	8	8	8	8	8	8	8	8	8	8
9	9	9	9	9	9	9	9	9	9	9	9	9	9	9	9	9	9

**G. ONLINE PROVIDER CODE**

0	0	0
1	1	1
2	2	2
3	3	3
4	4	4
5	5	5
6	6	6
7	7	7
8	8	8
9	9	9

**H. AP EXAM I AM TAKING USING THIS ANSWER SHEET**

Exam Name: \_\_\_\_\_ Form: \_\_\_\_\_ Form Code: \_\_\_\_\_

**I. AREA CODE AND PHONE NUMBER**

0	0	0	0	0	0	0	0	0	0
1	1	1	1	1	1	1	1	1	1
2	2	2	2	2	2	2	2	2	2
3	3	3	3	3	3	3	3	3	3
4	4	4	4	4	4	4	4	4	4
5	5	5	5	5	5	5	5	5	5
6	6	6	6	6	6	6	6	6	6
7	7	7	7	7	7	7	7	7	7
8	8	8	8	8	8	8	8	8	8
9	9	9	9	9	9	9	9	9	9

**J. SCHOOL YOU ATTEND**

SCHOOL CODE: \_\_\_\_\_ School Name: \_\_\_\_\_

City: \_\_\_\_\_ State: \_\_\_\_\_ Country: \_\_\_\_\_

**K. DATE OF BIRTH**

Month	Day	Year
<input type="radio"/> Jan	0 0	0 0
<input type="radio"/> Feb	0 0	0 0
<input type="radio"/> Mar	0 0	0 0
<input type="radio"/> Apr	0 0	0 0
<input type="radio"/> May	0 0	0 0
<input type="radio"/> Jun	0 0	0 0
<input type="radio"/> Jul	0 0	0 0
<input type="radio"/> Aug	0 0	0 0
<input type="radio"/> Sep	0 0	0 0
<input type="radio"/> Oct	0 0	0 0
<input type="radio"/> Nov	0 0	0 0
<input type="radio"/> Dec	0 0	0 0

**L. SOCIAL SECURITY NUMBER (Optional)**

0	0	0	0	0	0	0	0	0	0
1	1	1	1	1	1	1	1	1	1
2	2	2	2	2	2	2	2	2	2
3	3	3	3	3	3	3	3	3	3
4	4	4	4	4	4	4	4	4	4
5	5	5	5	5	5	5	5	5	5
6	6	6	6	6	6	6	6	6	6
7	7	7	7	7	7	7	7	7	7
8	8	8	8	8	8	8	8	8	8
9	9	9	9	9	9	9	9	9	9

**M. COLLEGE TO RECEIVE YOUR AP SCORE REPORT**

COLLEGE CODE: \_\_\_\_\_ Using the college code listed in the AP Student Pack, indicate the ONE college that you want to receive your AP score report.

College Name: \_\_\_\_\_ City: \_\_\_\_\_ State: \_\_\_\_\_ Country: \_\_\_\_\_

**N. CURRENT GRADE LEVEL**

Not yet in 9th grade  
 9th  
 10th  
 11th  
 12th  
 No longer in high school

773896

**SECTION USE ONLY**

Section Number: (1) (2) (3) (4) (5) (6) (7) (8) (9)

Fee Reduction Granted: (1) Option 1 (2) Option 2

P-1182910-1 (5/2013) 773896





# Page 1 of the Answer Sheet

Item G (**Online Provider Code**): If you participated in online AP courses or exam review from any of the providers listed in your AP Student Pack, put that 3-digit code here. **Leave this blank if you do not know or did not participate in such courses.**

**Students at USIEF test centers** – you may be instructed to put a different code for your USIEF center here.

C. YOUR AP NUMBER								D. EXAM DATE				E. EXAM START TIME		F. MULTIPLE-CHOICE BOOKLET SERIAL NUMBER										G. ONLINE PROVIDER CODE								
								Month		Day		AM PM		S																		
0	0	0	0	0	0	0	0	0	0	0	0	6	12	0	0	0	0	0	0	0	0	0	0	0	0	0	0	0	0	0	0	0
1	1	1	1	1	1	1	1	1	1	1	1	7	1	1	1	1	1	1	1	1	1	1	1	1	1	1	1	1	1	1	1	1
2	2	2	2	2	2	2	2	2	2	2	2	8	2	2	2	2	2	2	2	2	2	2	2	2	2	2	2	2	2	2	2	2
3	3	3	3	3	3	3	3	3	3	3	3	9	3	3	3	3	3	3	3	3	3	3	3	3	3	3	3	3	3	3	3	3
4	4	4	4	4	4	4	4	4	4	4	4	10	4	4	4	4	4	4	4	4	4	4	4	4	4	4	4	4	4	4	4	4
5	5	5	5	5	5	5	5	5	5	5	5	11	5	5	5	5	5	5	5	5	5	5	5	5	5	5	5	5	5	5	5	5
6	6	6	6	6	6	6	6	6	6					6	6	6	6	6	6	6	6	6	6	6	6	6	6	6	6	6	6	6
7	7	7	7	7	7	7	7	7	7					7	7	7	7	7	7	7	7	7	7	7	7	7	7	7	7	7	7	7
8	8	8	8	8	8	8	8	8	8					8	8	8	8	8	8	8	8	8	8	8	8	8	8	8	8	8	8	8
9	9	9	9	9	9	9	9	9	9					9	9	9	9	9	9	9	9	9	9	9	9	9	9	9	9	9	9	9

COMPLETE THIS AREA ONLY ONCE

# Page 1: Student Information Area

In Item I (Area Code and Phone Number), for students outside the U.S.:

Write your phone number here.

Do not fill in the circles.

I. AREA CODE AND PHONE NUMBER									
0	0	0	0	0	0	0	0	0	0
1	1	1	1	1	1	1	1	1	1
2	2	2	2	2	2	2	2	2	2
3	3	3	3	3	3	3	3	3	3
4	4	4	4	4	4	4	4	4	4
5	5	5	5	5	5	5	5	5	5
6	6	6	6	6	6	6	6	6	6
7	7	7	7	7	7	7	7	7	7
8	8	8	8	8	8	8	8	8	8
9	9	9	9	9	9	9	9	9	9
INTERNATIONAL PHONE									
+86 21 1111 5555									

COMPLETE THIS AREA ONLY ONCE.									
J. SCHOOL YOU ATTEND									
SCHOOL CODE					School Name				
0	0	0	0	0					
1	1	1	1	1					
2	2	2	2	2					
3	3	3	3	3					
4	4	4	4	4					
5	5	5	5	5					
6	6	6	6	6					
7	7	7	7	7					
8	8	8	8	8					
9	9	9	9	9					
					City				
					State				
					Country				
M. COLLEGE TO RECEIVE YOUR AP SCORE REPORT									
COLLEGE CODE					Using the college code listed in the AP Student Pack, indicate the ONE college that you want to receive your AP score report.				
0	0	0	0	0					
1	1	1	1	1					
2	2	2	2	2					
3	3	3	3	3					
4	4	4	4	4					
5	5	5	5	5					
6	6	6	6	6					
7	7	7	7	7					
8	8	8	8	8					
9	9	9	9	9					
					College Name				
					City				
					State				
					Country				
N. CURRENT GRADE LEVEL									
<input type="radio"/> Not yet in 9th grade <input type="radio"/> 9th <input type="radio"/> 10th					<input type="radio"/> 11th <input type="radio"/> 12th <input type="radio"/> No longer in high school				
O. STUDENT SEARCH SERVICE®									
Colleges and scholarship programs may request your information to inform you of educational opportunities and financial aid.									
Would you like us to supply your information?									
<input type="radio"/> Yes					<input type="radio"/> No				
If you don't answer and previously chose to participate in this service, we will continue providing your information.									

# Page 1: Student Information Area

- In **Item J**, print the school code you printed on the front of your Student Pack, and fill in the circles.
- Then print the name, city, state, and country of your school.

See next slide for examples

I. AREA CODE AND PHONE NUMBER									
0	0	0	0	0	0	0	0	0	0
1	1	1	1	1	1	1	1	1	1
2	2	2	2	2	2	2	2	2	2
3	3	3	3	3	3	3	3	3	3
4	4	4	4	4	4	4	4	4	4
5	5	5	5	5	5	5	5	5	5
6	6	6	6	6	6	6	6	6	6
7	7	7	7	7	7	7	7	7	7
8	8	8	8	8	8	8	8	8	8
9	9	9	9	9	9	9	9	9	9
INTERNATIONAL PHONE									

COMPLETE THIS AREA ONLY ONCE.									
J. SCHOOL YOU ATTEND									
SCHOOL CODE					School Name				
0	0	0	0	0	0	0	0	0	0
1	1	1	1	1	1	1	1	1	1
2	2	2	2	2	2	2	2	2	2
3	3	3	3	3	3	3	3	3	3
4	4	4	4	4	4	4	4	4	4
5	5	5	5	5	5	5	5	5	5
6	6	6	6	6	6	6	6	6	6
7	7	7	7	7	7	7	7	7	7
8	8	8	8	8	8	8	8	8	8
9	9	9	9	9	9	9	9	9	9
					City				
					State				
					Country				

K. DATE OF BIRTH			
Month	Day	Year	
<input type="radio"/> Jan			
<input type="radio"/> Feb	0	0	0
<input type="radio"/> Mar	1	1	1
<input type="radio"/> Apr	2	2	2
<input type="radio"/> May	3	3	3
<input type="radio"/> Jun	4	4	4
<input type="radio"/> Jul	5	5	5
<input type="radio"/> Aug	6	6	6
<input type="radio"/> Sep	7	7	7
<input type="radio"/> Oct	8	8	8
<input type="radio"/> Nov	9	9	9
<input type="radio"/> Dec			

L. SOCIAL SECURITY NUMBER (Optional)									
0	0	0	0	0	0	0	0	0	0
1	1	1	1	1	1	1	1	1	1
2	2	2	2	2	2	2	2	2	2
3	3	3	3	3	3	3	3	3	3
4	4	4	4	4	4	4	4	4	4
5	5	5	5	5	5	5	5	5	5
6	6	6	6	6	6	6	6	6	6
7	7	7	7	7	7	7	7	7	7
8	8	8	8	8	8	8	8	8	8
9	9	9	9	9	9	9	9	9	9

M. COLLEGE TO RECEIVE YOUR AP SCORE REPORT									
COLLEGE CODE					Using the college code listed in the AP Student Pack, indicate the <b>ONE</b> college that you want to receive your AP score report.				
0	0	0	0	0	0	0	0	0	0
1	1	1	1	1	1	1	1	1	1
2	2	2	2	2	2	2	2	2	2
3	3	3	3	3	3	3	3	3	3
4	4	4	4	4	4	4	4	4	4
5	5	5	5	5	5	5	5	5	5
6	6	6	6	6	6	6	6	6	6
7	7	7	7	7	7	7	7	7	7
8	8	8	8	8	8	8	8	8	8
9	9	9	9	9	9	9	9	9	9
					College Name				
					City				
					State				
					Country				

N. CURRENT GRADE LEVEL			
<input type="radio"/> Not yet in 9th grade	<input type="radio"/> 11th		
<input type="radio"/> 9th	<input type="radio"/> 12th		
<input type="radio"/> 10th	<input type="radio"/> No longer in high school		

O. STUDENT SEARCH SERVICE®			
Colleges and scholarship programs may request your information to inform you of educational opportunities and financial aid.			
Would you like us to supply your information?			
<input type="radio"/> Yes	<input type="radio"/> No		
If you don't answer and previously chose to participate in this service, we will continue providing your information.			

# Answer Sheet Page 1 Item J - examples

COMPLETE THIS AREA ONLY ONCE.

**J. SCHOOL YOU ATTEND**

SCHOOL CODE						School Name
6	7	1	0	5	1	Bangalore International School
0	0	0	0	0	0	
1	1	1	1	1	1	
2	2	2	2	2	2	
3	3	3	3	3	3	City Bengaluru
4	4	4	4	4	4	
5	5	5	5	5	5	State Karnataka
6	6	6	6	6	6	
7	7	7	7	7	7	
8	8	8	8	8	8	Country INDIA
9	9	9	9	9	9	

*Sample for a student attending a school with a school code.*

COMPLETE THIS AREA ONLY ONCE.

**J. SCHOOL YOU ATTEND**

SCHOOL CODE						School Name
9	9	6	7	8	6	Karnataka Self Study
0	0	0	0	0	0	
1	1	1	1	1	1	
2	2	2	2	2	2	
3	3	3	3	3	3	City Bengaluru
4	4	4	4	4	4	
5	5	5	5	5	5	State Karnataka
6	6	6	6	6	6	
7	7	7	7	7	7	
8	8	8	8	8	8	Country INDIA
9	9	9	9	9	9	

*Sample for a student attending a school without a school code in Bengaluru.*

# Page 1: Student Information Area

- Complete **Item K (Date of Birth)**.
- **Item L** is for U.S. residents only. Leave this blank.

However, please provide your Social Security number if you provided it on previous AP Exams.

I. AREA CODE AND PHONE NUMBER									
0	0	0	0	0	0	0	0	0	0
1	1	1	1	1	1	1	1	1	1
2	2	2	2	2	2	2	2	2	2
3	3	3	3	3	3	3	3	3	3
4	4	4	4	4	4	4	4	4	4
5	5	5	5	5	5	5	5	5	5
6	6	6	6	6	6	6	6	6	6
7	7	7	7	7	7	7	7	7	7
8	8	8	8	8	8	8	8	8	8
9	9	9	9	9	9	9	9	9	9
INTERNATIONAL PHONE									

L. SOCIAL SECURITY NUMBER (Optional)									
0	0	0	0	0	0	0	0	0	0
1	1	1	1	1	1	1	1	1	1
2	2	2	2	2	2	2	2	2	2
3	3	3	3	3	3	3	3	3	3
4	4	4	4	4	4	4	4	4	4
5	5	5	5	5	5	5	5	5	5
6	6	6	6	6	6	6	6	6	6
7	7	7	7	7	7	7	7	7	7
8	8	8	8	8	8	8	8	8	8
9	9	9	9	9	9	9	9	9	9

K. DATE OF BIRTH									
Month	Day		Year						
<input type="radio"/> Jan									
<input type="radio"/> Feb	0	0	0	0					
<input type="radio"/> Mar	1	1	1	1					
<input type="radio"/> Apr	2	2	2	2					
<input type="radio"/> May	3	3	3	3					
<input type="radio"/> Jun		4	4	4					
<input type="radio"/> Jul		5	5	5					
<input type="radio"/> Aug		6	6	6					
<input type="radio"/> Sep		7	7	7					
<input type="radio"/> Oct		8	8	8					
<input type="radio"/> Nov		9	9	9					
<input type="radio"/> Dec									

J. SCHOOL YOU ATTEND									
SCHOOL CODE					School Name				
0	0	0	0	0					
1	1	1	1	1					
2	2	2	2	2					
3	3	3	3	3					
4	4	4	4	4					
5	5	5	5	5					
6	6	6	6	6					
7	7	7	7	7					
8	8	8	8	8					
9	9	9	9	9					
City									
State									
Country									

M. COLLEGE TO RECEIVE YOUR AP SCORE REPORT									
COLLEGE CODE					Using the college code listed in the AP Student Pack, indicate the <b>ONE</b> college that you want to receive your AP score report.				
0	0	0	0	0					
1	1	1	1	1					
2	2	2	2	2					
3	3	3	3	3					
4	4	4	4	4					
5	5	5	5	5					
6	6	6	6	6					
7	7	7	7	7					
8	8	8	8	8					
9	9	9	9	9					
College Name									
City									
State									
Country									

N. CURRENT GRADE LEVEL	
<input type="radio"/> Not yet in 9th grade	<input type="radio"/> 11th
<input type="radio"/> 9th	<input type="radio"/> 12th
<input type="radio"/> 10th	<input type="radio"/> No longer in high school

O. STUDENT SEARCH SERVICE®	
Colleges and scholarship programs may request your information to inform you of educational opportunities and financial aid.	
Would you like us to supply your information?	
<input type="radio"/> Yes	<input type="radio"/> No
If you don't answer and previously chose to participate in this service, we will continue providing your information.	

# Page 1: Student Information Area

- Optional - To send your scores to a college, complete **Item M (College Code)**. The list of college codes is in your Student Pack.
- The first score report you send to a college is free. If you know the college you want to receive a report, you indicate the college code on exam day.
- You can also leave the college code blank if you are undecided. The score report sent to colleges will include scores for every AP Exam you have ever taken, unless you **withhold or cancel an exam score by June 15, 2016**.

I. AREA CODE AND PHONE NUMBER									
0	0	0	0	0	0	0	0	0	0
1	1	1	1	1	1	1	1	1	1
2	2	2	2	2	2	2	2	2	2
3	3	3	3	3	3	3	3	3	3
4	4	4	4	4	4	4	4	4	4
5	5	5	5	5	5	5	5	5	5
6	6	6	6	6	6	6	6	6	6
7	7	7	7	7	7	7	7	7	7
8	8	8	8	8	8	8	8	8	8
9	9	9	9	9	9	9	9	9	9
INTERNATIONAL PHONE									

L. SOCIAL SECURITY NUMBER (Optional)									
0	0	0	0	0	0	0	0	0	0
1	1	1	1	1	1	1	1	1	1
2	2	2	2	2	2	2	2	2	2
3	3	3	3	3	3	3	3	3	3
4	4	4	4	4	4	4	4	4	4
5	5	5	5	5	5	5	5	5	5
6	6	6	6	6	6	6	6	6	6
7	7	7	7	7	7	7	7	7	7
8	8	8	8	8	8	8	8	8	8
9	9	9	9	9	9	9	9	9	9

M. COLLEGE TO RECEIVE YOUR AP SCORE REPORT									
COLLEGE CODE				Using the college code listed in the AP Student Pack, indicate the <b>ONE</b> college that you want to receive your AP score report.					
0	0	0	0						
1	1	1	1	College Name					
2	2	2	2						
3	3	3	3	City					
4	4	4	4						
5	5	5	5	State					
6	6	6	6						
7	7	7	7	Country					
8	8	8	8						
9	9	9	9						

N. CURRENT GRADE LEVEL									
<input type="radio"/> Not yet in 9th grade	<input type="radio"/> 11th								
<input type="radio"/> 9th	<input type="radio"/> 12th								
<input type="radio"/> 10th	<input type="radio"/> No longer in high school								

O. STUDENT SEARCH SERVICE®									
Colleges and scholarship programs may request your information to inform you of educational opportunities and financial aid.									
Would you like us to supply your information?									
<input type="radio"/> Yes	<input type="radio"/> No								
If you don't answer and previously chose to participate in this service, we will continue providing your information.									

K. DATE OF BIRTH									
Month	Day	Year							
<input type="radio"/> Jan									
<input type="radio"/> Feb	0	0	0	0					
<input type="radio"/> Mar	1	1	1	1					
<input type="radio"/> Apr	2	2	2	2					
<input type="radio"/> May	3	3	3	3					
<input type="radio"/> Jun		4	4	4					
<input type="radio"/> Jul		5	5	5					
<input type="radio"/> Aug		6	6	6					
<input type="radio"/> Sep		7	7	7					
<input type="radio"/> Oct		8	8	8					
<input type="radio"/> Nov		9	9	9					
<input type="radio"/> Dec									

J. SCHOOL YOU ATTEND									
SCHOOL CODE				School Name					
0	0	0	0						
1	1	1	1						
2	2	2	2						
3	3	3	3	City					
4	4	4	4						
5	5	5	5	State					
6	6	6	6						
7	7	7	7	Country					
8	8	8	8						
9	9	9	9						

# Page 1: Student Information Area

- Complete Item N (Current Grade Level).

I. AREA CODE AND PHONE NUMBER										COMPLETE THIS AREA ONLY ONCE.										K. DATE OF BIRTH					
										J. SCHOOL YOU ATTEND										Month	Day	Year			
										SCHOOL CODE					School Name					<input type="radio"/> Jan					
<input type="text" value="0"/>	<input type="text" value="0"/>	<input type="text" value="0"/>	<input type="text" value="0"/>	<input type="text" value="0"/>	<input type="text" value="0"/>	<input type="text" value="0"/>	<input type="text" value="0"/>	<input type="text" value="0"/>	<input type="text" value="0"/>	<input type="text" value="0"/>	<input type="text" value="0"/>	<input type="text" value="0"/>	<input type="text" value="0"/>	<input type="text" value="0"/>	<input type="text" value="0"/>						<input type="radio"/> Feb	<input type="text" value="0"/>	<input type="text" value="0"/>	<input type="text" value="0"/>	<input type="text" value="0"/>
<input type="text" value="1"/>	<input type="text" value="1"/>	<input type="text" value="1"/>	<input type="text" value="1"/>	<input type="text" value="1"/>	<input type="text" value="1"/>	<input type="text" value="1"/>	<input type="text" value="1"/>	<input type="text" value="1"/>	<input type="text" value="1"/>	<input type="text" value="1"/>	<input type="text" value="1"/>	<input type="text" value="1"/>	<input type="text" value="1"/>	<input type="text" value="1"/>	<input type="text" value="1"/>						<input type="radio"/> Mar	<input type="text" value="1"/>	<input type="text" value="1"/>	<input type="text" value="1"/>	<input type="text" value="1"/>
<input type="text" value="2"/>	<input type="text" value="2"/>	<input type="text" value="2"/>	<input type="text" value="2"/>	<input type="text" value="2"/>	<input type="text" value="2"/>	<input type="text" value="2"/>	<input type="text" value="2"/>	<input type="text" value="2"/>	<input type="text" value="2"/>	<input type="text" value="2"/>	<input type="text" value="2"/>	<input type="text" value="2"/>	<input type="text" value="2"/>	<input type="text" value="2"/>	<input type="text" value="2"/>						<input type="radio"/> Apr	<input type="text" value="2"/>	<input type="text" value="2"/>	<input type="text" value="2"/>	<input type="text" value="2"/>
<input type="text" value="3"/>	<input type="text" value="3"/>	<input type="text" value="3"/>	<input type="text" value="3"/>	<input type="text" value="3"/>	<input type="text" value="3"/>	<input type="text" value="3"/>	<input type="text" value="3"/>	<input type="text" value="3"/>	<input type="text" value="3"/>	<input type="text" value="3"/>	<input type="text" value="3"/>	<input type="text" value="3"/>	<input type="text" value="3"/>	<input type="text" value="3"/>	<input type="text" value="3"/>						<input type="radio"/> May	<input type="text" value="3"/>	<input type="text" value="3"/>	<input type="text" value="3"/>	<input type="text" value="3"/>
<input type="text" value="4"/>	<input type="text" value="4"/>	<input type="text" value="4"/>	<input type="text" value="4"/>	<input type="text" value="4"/>	<input type="text" value="4"/>	<input type="text" value="4"/>	<input type="text" value="4"/>	<input type="text" value="4"/>	<input type="text" value="4"/>	<input type="text" value="4"/>	<input type="text" value="4"/>	<input type="text" value="4"/>	<input type="text" value="4"/>	<input type="text" value="4"/>	<input type="text" value="4"/>						<input type="radio"/> Jun	<input type="text" value="4"/>	<input type="text" value="4"/>	<input type="text" value="4"/>	<input type="text" value="4"/>
<input type="text" value="5"/>	<input type="text" value="5"/>	<input type="text" value="5"/>	<input type="text" value="5"/>	<input type="text" value="5"/>	<input type="text" value="5"/>	<input type="text" value="5"/>	<input type="text" value="5"/>	<input type="text" value="5"/>	<input type="text" value="5"/>	<input type="text" value="5"/>	<input type="text" value="5"/>	<input type="text" value="5"/>	<input type="text" value="5"/>	<input type="text" value="5"/>	<input type="text" value="5"/>						<input type="radio"/> Jul	<input type="text" value="5"/>	<input type="text" value="5"/>	<input type="text" value="5"/>	<input type="text" value="5"/>
<input type="text" value="6"/>	<input type="text" value="6"/>	<input type="text" value="6"/>	<input type="text" value="6"/>	<input type="text" value="6"/>	<input type="text" value="6"/>	<input type="text" value="6"/>	<input type="text" value="6"/>	<input type="text" value="6"/>	<input type="text" value="6"/>	<input type="text" value="6"/>	<input type="text" value="6"/>	<input type="text" value="6"/>	<input type="text" value="6"/>	<input type="text" value="6"/>	<input type="text" value="6"/>						<input type="radio"/> Aug	<input type="text" value="6"/>	<input type="text" value="6"/>	<input type="text" value="6"/>	<input type="text" value="6"/>
<input type="text" value="7"/>	<input type="text" value="7"/>	<input type="text" value="7"/>	<input type="text" value="7"/>	<input type="text" value="7"/>	<input type="text" value="7"/>	<input type="text" value="7"/>	<input type="text" value="7"/>	<input type="text" value="7"/>	<input type="text" value="7"/>	<input type="text" value="7"/>	<input type="text" value="7"/>	<input type="text" value="7"/>	<input type="text" value="7"/>	<input type="text" value="7"/>	<input type="text" value="7"/>						<input type="radio"/> Sep	<input type="text" value="7"/>	<input type="text" value="7"/>	<input type="text" value="7"/>	<input type="text" value="7"/>
<input type="text" value="8"/>	<input type="text" value="8"/>	<input type="text" value="8"/>	<input type="text" value="8"/>	<input type="text" value="8"/>	<input type="text" value="8"/>	<input type="text" value="8"/>	<input type="text" value="8"/>	<input type="text" value="8"/>	<input type="text" value="8"/>	<input type="text" value="8"/>	<input type="text" value="8"/>	<input type="text" value="8"/>	<input type="text" value="8"/>	<input type="text" value="8"/>	<input type="text" value="8"/>						<input type="radio"/> Oct	<input type="text" value="8"/>	<input type="text" value="8"/>	<input type="text" value="8"/>	<input type="text" value="8"/>
<input type="text" value="9"/>	<input type="text" value="9"/>	<input type="text" value="9"/>	<input type="text" value="9"/>	<input type="text" value="9"/>	<input type="text" value="9"/>	<input type="text" value="9"/>	<input type="text" value="9"/>	<input type="text" value="9"/>	<input type="text" value="9"/>	<input type="text" value="9"/>	<input type="text" value="9"/>	<input type="text" value="9"/>	<input type="text" value="9"/>	<input type="text" value="9"/>	<input type="text" value="9"/>						<input type="radio"/> Nov	<input type="text" value="9"/>	<input type="text" value="9"/>	<input type="text" value="9"/>	<input type="text" value="9"/>
INTERNATIONAL PHONE																				<input type="radio"/> Dec					
L. SOCIAL SECURITY NUMBER (Optional)										M. COLLEGE TO RECEIVE YOUR AP SCORE REPORT										N. CURRENT GRADE LEVEL					
										COLLEGE CODE					Using the college code listed in the AP Student Pack, indicate the <b>ONE</b> college that you want to receive your AP score report.					<input type="radio"/> Not yet in 9th grade	<input type="radio"/> 11th				
<input type="text" value="0"/>	<input type="text" value="0"/>	<input type="text" value="0"/>	<input type="text" value="0"/>	<input type="text" value="0"/>	<input type="text" value="0"/>	<input type="text" value="0"/>	<input type="text" value="0"/>	<input type="text" value="0"/>	<input type="text" value="0"/>	<input type="text" value="0"/>	<input type="text" value="0"/>	<input type="text" value="0"/>	<input type="text" value="0"/>	<input type="text" value="0"/>						<input type="radio"/> 9th	<input type="radio"/> 12th				
<input type="text" value="1"/>	<input type="text" value="1"/>	<input type="text" value="1"/>	<input type="text" value="1"/>	<input type="text" value="1"/>	<input type="text" value="1"/>	<input type="text" value="1"/>	<input type="text" value="1"/>	<input type="text" value="1"/>	<input type="text" value="1"/>	<input type="text" value="1"/>	<input type="text" value="1"/>	<input type="text" value="1"/>	<input type="text" value="1"/>	<input type="text" value="1"/>						<input type="radio"/> 10th	<input type="radio"/> No longer in high school				
<input type="text" value="2"/>	<input type="text" value="2"/>	<input type="text" value="2"/>	<input type="text" value="2"/>	<input type="text" value="2"/>	<input type="text" value="2"/>	<input type="text" value="2"/>	<input type="text" value="2"/>	<input type="text" value="2"/>	<input type="text" value="2"/>	<input type="text" value="2"/>	<input type="text" value="2"/>	<input type="text" value="2"/>	<input type="text" value="2"/>	<input type="text" value="2"/>						O. STUDENT SEARCH SERVICE®					
<input type="text" value="3"/>	<input type="text" value="3"/>	<input type="text" value="3"/>	<input type="text" value="3"/>	<input type="text" value="3"/>	<input type="text" value="3"/>	<input type="text" value="3"/>	<input type="text" value="3"/>	<input type="text" value="3"/>	<input type="text" value="3"/>	<input type="text" value="3"/>	<input type="text" value="3"/>	<input type="text" value="3"/>	<input type="text" value="3"/>	<input type="text" value="3"/>						Colleges and scholarship programs may request your information to inform you of educational opportunities and financial aid.					
<input type="text" value="4"/>	<input type="text" value="4"/>	<input type="text" value="4"/>	<input type="text" value="4"/>	<input type="text" value="4"/>	<input type="text" value="4"/>	<input type="text" value="4"/>	<input type="text" value="4"/>	<input type="text" value="4"/>	<input type="text" value="4"/>	<input type="text" value="4"/>	<input type="text" value="4"/>	<input type="text" value="4"/>	<input type="text" value="4"/>	<input type="text" value="4"/>						Would you like us to supply your information?					
<input type="text" value="5"/>	<input type="text" value="5"/>	<input type="text" value="5"/>	<input type="text" value="5"/>	<input type="text" value="5"/>	<input type="text" value="5"/>	<input type="text" value="5"/>	<input type="text" value="5"/>	<input type="text" value="5"/>	<input type="text" value="5"/>	<input type="text" value="5"/>	<input type="text" value="5"/>	<input type="text" value="5"/>	<input type="text" value="5"/>	<input type="text" value="5"/>						<input type="radio"/> Yes <input type="radio"/> No					
<input type="text" value="6"/>	<input type="text" value="6"/>	<input type="text" value="6"/>	<input type="text" value="6"/>	<input type="text" value="6"/>	<input type="text" value="6"/>	<input type="text" value="6"/>	<input type="text" value="6"/>	<input type="text" value="6"/>	<input type="text" value="6"/>	<input type="text" value="6"/>	<input type="text" value="6"/>	<input type="text" value="6"/>	<input type="text" value="6"/>	<input type="text" value="6"/>						If you don't answer and previously chose to participate in this service, we will continue providing your information.					
<input type="text" value="7"/>	<input type="text" value="7"/>	<input type="text" value="7"/>	<input type="text" value="7"/>	<input type="text" value="7"/>	<input type="text" value="7"/>	<input type="text" value="7"/>	<input type="text" value="7"/>	<input type="text" value="7"/>	<input type="text" value="7"/>	<input type="text" value="7"/>	<input type="text" value="7"/>	<input type="text" value="7"/>	<input type="text" value="7"/>	<input type="text" value="7"/>											
<input type="text" value="8"/>	<input type="text" value="8"/>	<input type="text" value="8"/>	<input type="text" value="8"/>	<input type="text" value="8"/>	<input type="text" value="8"/>	<input type="text" value="8"/>	<input type="text" value="8"/>	<input type="text" value="8"/>	<input type="text" value="8"/>	<input type="text" value="8"/>	<input type="text" value="8"/>	<input type="text" value="8"/>	<input type="text" value="8"/>	<input type="text" value="8"/>											
<input type="text" value="9"/>	<input type="text" value="9"/>	<input type="text" value="9"/>	<input type="text" value="9"/>	<input type="text" value="9"/>	<input type="text" value="9"/>	<input type="text" value="9"/>	<input type="text" value="9"/>	<input type="text" value="9"/>	<input type="text" value="9"/>	<input type="text" value="9"/>	<input type="text" value="9"/>	<input type="text" value="9"/>	<input type="text" value="9"/>	<input type="text" value="9"/>											

# Page 1: Student Information Area

- **Item O:** Do you wish to participate in the Student Search Service®?
  - If you mark “Yes,” the email address on the answer sheet will be provided to colleges, universities, scholarship programs, and educational opportunity organizations.
  - Your AP Exam scores will not be shared.

N. CURRENT GRADE LEVEL	
<input type="radio"/> Not yet in 9th grade	<input type="radio"/> 11th
<input type="radio"/> 9th	<input type="radio"/> 12th
<input type="radio"/> 10th	<input type="radio"/> No longer in high school

O. STUDENT SEARCH SERVICE®
Colleges and scholarship programs may request your information to inform you of educational opportunities and financial aid.
Would you like us to supply your information?
<input type="radio"/> Yes <input type="radio"/> No
If you don't answer and previously chose to participate in this service, we will continue providing your information.



# Page 4: Student Identification Information

In **Item R**, print your complete mailing address, including the ZIP or postal code. Print the INDIA country code (**260**). Fill in the circles. Be sure to fill in a circle for State ("**Other**"). *See next page for example.*

COMPLETE THIS AREA ONLY ONCE.

R. YOUR MAILING ADDRESS Use the address abbreviations from your AP Student Pack. Fill in only one circle per column. Indicate a space in your address by leaving a blank box; do not grid that column.

STREET ADDRESS (include street number, street name, apartment number, etc.) CITY ZIP OR POSTAL CODE COUNTRY CODE

a. Are you  
Hispanic  
Latin  
Spanish?

No, not Hispanic or Sp.  
 Yes, I  
 Yes, I  
 Yes, I  
 Yes, I Hispanic or Sp.

Y. PARENTS  
In the first column of one parent or female guardian, indicate the guardian in your mother's column.

STATE

<input type="radio"/> AK	<input type="radio"/> HI	<input type="radio"/> MI	<input type="radio"/> NY	<input type="radio"/> VT
<input type="radio"/> AL	<input type="radio"/> IA	<input type="radio"/> MN	<input type="radio"/> OH	<input type="radio"/> WA
<input type="radio"/> AR	<input type="radio"/> ID	<input type="radio"/> MO	<input type="radio"/> OK	<input type="radio"/> WI
<input type="radio"/> AZ	<input type="radio"/> IL	<input type="radio"/> MS	<input type="radio"/> OR	<input type="radio"/> WV
<input type="radio"/> CA	<input type="radio"/> IN	<input type="radio"/> MT	<input type="radio"/> PA	<input type="radio"/> WY
<input type="radio"/> CO	<input type="radio"/> KS	<input type="radio"/> NC	<input type="radio"/> RI	<input type="radio"/> Puerto Rico
<input type="radio"/> CT	<input type="radio"/> KY	<input type="radio"/> ND	<input type="radio"/> SC	<input type="radio"/> AA
<input type="radio"/> DC	<input type="radio"/> LA	<input type="radio"/> NE	<input type="radio"/> SD	<input type="radio"/> AA
<input type="radio"/> DE	<input type="radio"/> MA	<input type="radio"/> NH	<input type="radio"/> TN	<input type="radio"/> AE
<input type="radio"/> FL	<input type="radio"/> MD	<input type="radio"/> NJ	<input type="radio"/> TX	<input type="radio"/> AP
<input type="radio"/> GA	<input type="radio"/> ME	<input type="radio"/> NM	<input type="radio"/> UT	<input type="radio"/> Other
<input type="radio"/> GA	<input type="radio"/> ME	<input type="radio"/> NV	<input type="radio"/> VA	

S. FOR STUDENTS OUTSIDE [ ] If your address does not fit in the spaces provided in Item R, fill in as much as possible.

T. STUDENT IDENTIFIER (Student ID Number)

# Answer Sheet Item Q - Example

- If your Street Address does not fit in the spaces provided in **Item Q**, write as much as you can in Street Address, City, Zip or Postal Code, and Country Code (“**260**” for India).
- **Fill in the circles (or your information will not be processed)**
- Then fill in the circle in **Item R**. Write the remainder of your address (what you cannot fit in Item R) in the spaces provided.
- Fill in **State**: “Other”

Sample Address: **BALIAWAS VILLAGE, GURGAON-PARIDABAD  
ROAD HARYANA, GURGAON INDIA 122003**

R. YOUR MAILING ADDRESS		Use the address abbreviations from your AP Student Pack. Fill in only one circle per column. Indicate a space in your address by leaving a blank box; do not grid that column.																																																																			
STREET ADDRESS (include street number, street name, apartment number, etc.)										CITY					ZIP OR POSTAL CODE					COUNTRY CODE																																																	
B	A	L	I	A	W	A	S			V	I	L	L	A	G	E				G	U	R	G	A	O	N				P	G	U	R	G	A	O	N													1	2	2	0	0	3					2	6	0							

Fill in the circle in **Item S** if your address does not fit in Item R.

Fill in State: “Other”

STATE									
<input type="radio"/> AK	<input type="radio"/> HI	<input type="radio"/> MI	<input type="radio"/> NY	<input type="radio"/> VT	<input type="radio"/> AL	<input type="radio"/> IA	<input type="radio"/> MN	<input type="radio"/> OH	<input type="radio"/> WA
<input type="radio"/> AR	<input type="radio"/> ID	<input type="radio"/> MO	<input type="radio"/> OK	<input type="radio"/> WI	<input type="radio"/> AZ	<input type="radio"/> IL	<input type="radio"/> MS	<input type="radio"/> OR	<input type="radio"/> WV
<input type="radio"/> CA	<input type="radio"/> IN	<input type="radio"/> MT	<input type="radio"/> PA	<input type="radio"/> WY	<input type="radio"/> CO	<input type="radio"/> KS	<input type="radio"/> NC	<input type="radio"/> RI	<input type="radio"/> Puerto Rico
<input type="radio"/> CT	<input type="radio"/> KY	<input type="radio"/> ND	<input type="radio"/> SD	<input type="radio"/> AA	<input type="radio"/> DC	<input type="radio"/> LA	<input type="radio"/> NE	<input type="radio"/> TN	<input type="radio"/> AE
<input type="radio"/> DE	<input type="radio"/> MA	<input type="radio"/> NH	<input type="radio"/> TX	<input type="radio"/> AP	<input type="radio"/> FL	<input type="radio"/> MD	<input type="radio"/> NJ	<input type="radio"/> UT	<input type="radio"/> Other
<input type="radio"/> GA	<input type="radio"/> ME	<input type="radio"/> NV	<input type="radio"/> VA						

S. FOR STUDENTS OUTSIDE THE UNITED STATES ONLY



If your address does not fit in the spaces provided in Item R, fill in as many circles as you can, then fill in the circle in Item S and print the remainder of your address in the spaces provided.

Address **ARIDABAD ROAD**

City **GURGAON**

State or Province **HARYANA**


Country **INDIA**

ZIP or Postal Code **122003**

T. STUDENT IDENTIFIER (Student ID Number)

# Page 4: Student Identification Information

- Optional - In **Item T**, if you have a student identifier or student ID number issued by your state, district, or school, enter that number here.
- You will be able to use your student ID number to access your AP scores online.
- If you do not have a school ID number, leave this blank.



The form is titled "T. STUDENT IDENTIFIER (Student ID Number)" and is highlighted with a red border. It contains several sections:

- State or Province:** Radio buttons for SD, TN, TX, UT, VA, AA, AE, AP, and Other.
- Country:** A grid of 10 columns, each with a radio button and a digit (7, 8, 9, or /).
- Education Level:** Radio buttons for Associate or two-year degree, Bachelor's or four-year degree, Some graduate or professional school, and Graduate or professional degree.
- Other Information:** Fields for "provided.", "State or Province", "Country", and "ZIP or Postal Code".

# Page 4: Student Identification Information

- In **Item U**, provide your **email address** so the College Board can send you important information about your scores.
- If you have a College Board account\*, be sure to use the same email address you used to create your account.

<b>S. FOR STUDENTS OUTSIDE THE UNITED STATES ONLY</b>		<input type="radio"/> GA <input type="radio"/> ME <input type="radio"/> NV <input type="radio"/> VA		<b>T. STUDENT IDENTIFIER (Student ID Number)</b>	
<input type="checkbox"/> If your address does not fit in the spaces provided in Item R, fill in as many circles as you can, then fill in the circle in Item S and print the remainder of your address in the spaces provided.					
Address	City	State or Province	Country	ZIP or Postal Code	
<b>U. EMAIL ADDRESS</b>					
<small>By providing your email address, you are granting the College Board permission to use your email in accordance with the policies in the 2015-16 Bulletin for AP Students and Parents.</small>					

\* If you took AP Exams in 2015, SAT, or PSAT exams before, you may already have a College Board account. Use the same email from the account or else you may not be able to view your 2016 AP scores from your existing account.

# Page 4: Student Identification Information

- Complete **Items V** and **W**.
- In **Item X**, there are two questions. If you identify with multiple races and ethnic groups, you may mark all the choices that apply to you.
- In **Item Y**, in the first column, indicate the highest level of education of one parent/guardian, and indicate whether this is your mother/female guardian or father/male guardian. Then, if applicable, indicate the highest level of education of your other parent/guardian in the second column, and indicate whether this is your mother/female guardian or father/male guardian.

COUNTRY CODE	<b>V. SEX</b> <input type="radio"/> Female <input type="radio"/> Male																						
0 0 0 1 1 1 2 2 2 3 3 3 4 4 4 5 5 5 6 6 6 7 7 7 8 8 8 9 9 9	<b>W. WHICH LANGUAGE DO YOU KNOW BEST?</b> <input type="radio"/> English <input type="radio"/> English and another language about the same <input type="radio"/> Another language																						
	<b>X. RACIAL/ETHNIC GROUP</b> Please answer both questions about Hispanic origin and about race. For the following questions about your identity, Hispanic origins are not races. (You may mark all that apply.) <table border="0"><tr><td><b>a. Are you of Hispanic, Latino, or Spanish origin?</b> <input type="radio"/> No, not of Hispanic, Latino, or Spanish origin <input type="radio"/> Yes, Cuban <input type="radio"/> Yes, Mexican <input type="radio"/> Yes, Puerto Rican <input type="radio"/> Yes, another Hispanic, Latino, or Spanish origin</td><td><b>b. What is your race?</b> <input type="radio"/> American Indian or Alaska Native <input type="radio"/> Asian (including Indian subcontinent and Philippines origin) <input type="radio"/> Black or African American (including Africa and Afro-Caribbean origin) <input type="radio"/> Native Hawaiian or other Pacific Islander <input type="radio"/> White (including Middle Eastern origin)</td></tr></table>	<b>a. Are you of Hispanic, Latino, or Spanish origin?</b> <input type="radio"/> No, not of Hispanic, Latino, or Spanish origin <input type="radio"/> Yes, Cuban <input type="radio"/> Yes, Mexican <input type="radio"/> Yes, Puerto Rican <input type="radio"/> Yes, another Hispanic, Latino, or Spanish origin	<b>b. What is your race?</b> <input type="radio"/> American Indian or Alaska Native <input type="radio"/> Asian (including Indian subcontinent and Philippines origin) <input type="radio"/> Black or African American (including Africa and Afro-Caribbean origin) <input type="radio"/> Native Hawaiian or other Pacific Islander <input type="radio"/> White (including Middle Eastern origin)																				
<b>a. Are you of Hispanic, Latino, or Spanish origin?</b> <input type="radio"/> No, not of Hispanic, Latino, or Spanish origin <input type="radio"/> Yes, Cuban <input type="radio"/> Yes, Mexican <input type="radio"/> Yes, Puerto Rican <input type="radio"/> Yes, another Hispanic, Latino, or Spanish origin	<b>b. What is your race?</b> <input type="radio"/> American Indian or Alaska Native <input type="radio"/> Asian (including Indian subcontinent and Philippines origin) <input type="radio"/> Black or African American (including Africa and Afro-Caribbean origin) <input type="radio"/> Native Hawaiian or other Pacific Islander <input type="radio"/> White (including Middle Eastern origin)																						
	<b>Y. PARENTAL EDUCATION LEVEL</b> In the first column, indicate the highest level of education of one parent/guardian, and indicate whether this is your mother/female guardian or father/male guardian. Then, if applicable, indicate the highest level of education of your other parent/guardian in the second column, and indicate whether this is your mother/female guardian or father/male guardian. <table border="0"><tr><td><input type="radio"/></td><td><input type="radio"/> Mother or female guardian</td></tr><tr><td><input type="radio"/></td><td><input type="radio"/> Father or male guardian</td></tr><tr><td><input type="radio"/></td><td><input type="radio"/> Grade school</td></tr><tr><td><input type="radio"/></td><td><input type="radio"/> Some high school</td></tr><tr><td><input type="radio"/></td><td><input type="radio"/> High school diploma or equivalent</td></tr><tr><td><input type="radio"/></td><td><input type="radio"/> Vocational or trade school</td></tr><tr><td><input type="radio"/></td><td><input type="radio"/> Some college</td></tr><tr><td><input type="radio"/></td><td><input type="radio"/> Associate or two-year degree</td></tr><tr><td><input type="radio"/></td><td><input type="radio"/> Bachelor's or four-year degree</td></tr><tr><td><input type="radio"/></td><td><input type="radio"/> Some graduate or professional school</td></tr><tr><td><input type="radio"/></td><td><input type="radio"/> Graduate or professional degree</td></tr></table>	<input type="radio"/>	<input type="radio"/> Mother or female guardian	<input type="radio"/>	<input type="radio"/> Father or male guardian	<input type="radio"/>	<input type="radio"/> Grade school	<input type="radio"/>	<input type="radio"/> Some high school	<input type="radio"/>	<input type="radio"/> High school diploma or equivalent	<input type="radio"/>	<input type="radio"/> Vocational or trade school	<input type="radio"/>	<input type="radio"/> Some college	<input type="radio"/>	<input type="radio"/> Associate or two-year degree	<input type="radio"/>	<input type="radio"/> Bachelor's or four-year degree	<input type="radio"/>	<input type="radio"/> Some graduate or professional school	<input type="radio"/>	<input type="radio"/> Graduate or professional degree
<input type="radio"/>	<input type="radio"/> Mother or female guardian																						
<input type="radio"/>	<input type="radio"/> Father or male guardian																						
<input type="radio"/>	<input type="radio"/> Grade school																						
<input type="radio"/>	<input type="radio"/> Some high school																						
<input type="radio"/>	<input type="radio"/> High school diploma or equivalent																						
<input type="radio"/>	<input type="radio"/> Vocational or trade school																						
<input type="radio"/>	<input type="radio"/> Some college																						
<input type="radio"/>	<input type="radio"/> Associate or two-year degree																						
<input type="radio"/>	<input type="radio"/> Bachelor's or four-year degree																						
<input type="radio"/>	<input type="radio"/> Some graduate or professional school																						
<input type="radio"/>	<input type="radio"/> Graduate or professional degree																						

# Starting your exam...

- Check that all of the information provided is correct.
- Your proctor will hand out exam packets and will time each section. **DO NOT OPEN UNTIL TOLD; DO NOT SKIP AHEAD!**
- There is a scheduled break in between Section 1 and Section 2. **Do not discuss the exam during this time!**
- Remember to take your AP number card with you. **Do not lose your AP Number.**
- You must stay until the end of each section and the entire exam. You may not leave early.

# Questions about Your Student Pack

- **What if I test at more than one test center?** Use the same 2016 AP Number at all test centers. For example, if you test at a Delhi test center and then go to Jaipur for another AP Exam, bring your Student Pack and/or AP Number from the Delhi Test Center with you. Do not accept a new Student Pack/AP Number from the Jaipur test center.
- **What if I lose my Student Pack or AP Number?** If you lose your Student Pack or if you run out of stickers, you can just write your AP Number on your answer sheets and booklets. If you lose or forget your AP Number, ask your test center supervisor.
- **Is my AP Number the same every year?** No, you get a new Student Pack/AP Number every year. If you took AP exams in 2015, do not use your 2015 AP Number. You must use only your 2016 AP Number.