



AP Music Theory 2000 Student Samples

The materials included in these files are intended for non-commercial use by AP teachers for course and exam preparation; permission for any other use must be sought from the Advanced Placement Program. Teachers may reproduce them, in whole or in part, in limited quantities, for face-to-face teaching purposes but may not mass distribute the materials, electronically or otherwise. These materials and any copies made of them may not be resold, and the copyright notices must be retained as they appear here. This permission does not apply to any third-party copyrights contained herein.


These materials were produced by Educational Testing Service (ETS), which develops and administers the examinations of the Advanced Placement Program for the College Board. The College Board and Educational Testing Service (ETS) are dedicated to the principle of equal opportunity, and their programs, services, and employment policies are guided by that principle.

The College Board is a national nonprofit membership association dedicated to preparing, inspiring, and connecting students to college and opportunity. Founded in 1900, the association is composed of more than 3,900 schools, colleges, universities, and other educational organizations. Each year, the College Board serves over three million students and their parents, 22,000 high schools, and 3,500 colleges, through major programs and services in college admission, guidance, assessment, financial aid, enrollment, and teaching and learning. Among its best-known programs are the SAT[®], the PSAT/NMSQT[™], the Advanced Placement Program[®] (AP[®]), and Pacesetter[®]. The College Board is committed to the principles of equity and excellence, and that commitment is embodied in all of its programs, services, activities, and concerns.

Copyright © 2001 by College Entrance Examination Board. All rights reserved. College Board, Advanced Placement Program, AP, and the acorn logo are registered trademarks of the College Entrance Examination Board.


Question 4. Before listening to the first playing, please look at the staff below. Notice that there are eleven chords in the progression; the soprano and bass notes and the Roman numeral of the first chord are given.


Remember to notate only the soprano and bass voices and to provide the numerals indicating the chords and their inversions.


Now listen to the progression for the first time and begin working. 



G: I IV II II^u I⁶ IV⁶₅ I I⁶ II⁶ V I

The progression for **Question 4** will now be played a second time. 


The progression for **Question 4** will now be played a third time. 

The progression for **Question 4** will now be played a fourth and final time. 

THE REMAINING FREE-RESPONSE QUESTIONS FOR THE THEORY TEST ARE WITHOUT AURAL STIMULUS. YOU MAY ANSWER THEM IN THE ORDER YOU CHOOSE. YOU HAVE A TOTAL OF 40 MINUTES TO COMPLETE FREE-RESPONSE QUESTIONS 5 AND 6. A SUGGESTED TIME FOR EACH QUESTION IS PRINTED IN YOUR TEST BOOKLET. READ THE TWO QUESTIONS CAREFULLY AND USE YOUR TIME EFFECTIVELY. NOW TURN THE PAGE AND BEGIN WORK.


Question 4. Before listening to the first playing, please look at the staff below. Notice that there are eleven chords in the progression; the soprano and bass notes and the Roman numeral of the first chord are given.


Remember to notate only the soprano and bass voices and to provide the numerals indicating the chords and their inversions.


Now listen to the progression for the first time and begin working. 



The image shows a musical staff with two staves: a soprano staff (treble clef) and a bass staff (bass clef). The key signature is one sharp (F#) and the time signature is 2/4. The soprano staff contains a sequence of notes: G4, A4, B4, C5, B4, A4, G4, F#4, E4, D4, C4. The bass staff contains notes: G2, A2, B2, C3, B2, A2, G2, F#2, E2, D2, C2. Below the bass staff, there are handwritten Roman numerals for each measure: G: I, V7, ii6, V, N, V5, I, I6, ii6, V7, I.

The progression for **Question 4** will now be played a second time. 


The progression for **Question 4** will now be played a third time. 

The progression for **Question 4** will now be played a fourth and final time. 

THE REMAINING FREE-RESPONSE QUESTIONS FOR THE THEORY TEST ARE WITHOUT AURAL STIMULUS. YOU MAY ANSWER THEM IN THE ORDER YOU CHOOSE. YOU HAVE A TOTAL OF 40 MINUTES TO COMPLETE FREE-RESPONSE QUESTIONS 5 AND 6. A SUGGESTED TIME FOR EACH QUESTION IS PRINTED IN YOUR TEST BOOKLET. READ THE TWO QUESTIONS CAREFULLY AND USE YOUR TIME EFFECTIVELY. NOW TURN THE PAGE AND BEGIN WORK.


Question 4. Before listening to the first playing, please look at the staff below. Notice that there are eleven chords in the progression; the soprano and bass notes and the Roman numeral of the first chord are given.


Remember to notate only the soprano and bass voices and to provide the numerals indicating the chords and their inversions.


Now listen to the progression for the first time and begin working. 



G: I V V⁷/_{IV} V IV I_{3/4} I_{6/4} IV V I

The progression for **Question 4** will now be played a second time. 


The progression for **Question 4** will now be played a third time. 

The progression for **Question 4** will now be played a fourth and final time. 

THE REMAINING FREE-RESPONSE QUESTIONS FOR THE THEORY TEST ARE WITHOUT AURAL STIMULUS. YOU MAY ANSWER THEM IN THE ORDER YOU CHOOSE. YOU HAVE A TOTAL OF 40 MINUTES TO COMPLETE FREE-RESPONSE QUESTIONS 5 AND 6. A SUGGESTED TIME FOR EACH QUESTION IS PRINTED IN YOUR TEST BOOKLET. READ THE TWO QUESTIONS CAREFULLY AND USE YOUR TIME EFFECTIVELY. NOW TURN THE PAGE AND BEGIN WORK.


Question 4. Before listening to the first playing, please look at the staff below. Notice that there are eleven chords in the progression; the soprano and bass notes and the Roman numeral of the first chord are given.


Remember to notate only the soprano and bass voices and to provide the numerals indicating the chords and their inversions.


Now listen to the progression for the first time and begin working. 



G: I IV V VI V VI I V VII IV I

The progression for **Question 4** will now be played a second time. 

The progression for **Question 4** will now be played a third time. 

The progression for **Question 4** will now be played a fourth and final time. 

THE REMAINING FREE-RESPONSE QUESTIONS FOR THE THEORY TEST ARE WITHOUT AURAL STIMULUS. YOU MAY ANSWER THEM IN THE ORDER YOU CHOOSE. YOU HAVE A TOTAL OF 40 MINUTES TO COMPLETE FREE-RESPONSE QUESTIONS 5 AND 6. A SUGGESTED TIME FOR EACH QUESTION IS PRINTED IN YOUR TEST BOOKLET. READ THE TWO QUESTIONS CAREFULLY AND USE YOUR TIME EFFECTIVELY. NOW TURN THE PAGE AND BEGIN WORK.