


# AP<sup>®</sup> MUSIC THEORY 2010 SCORING GUIDELINES

## Question 1



### SCORING: 9 points

Always begin with the regular scoring guide. Try an alternate scoring guide *only* if necessary. (See **I.D.**)

#### I. Regular Scoring Guide

- A.** Award 1 point for each segment correct in both pitch and rhythm.
- A “segment” is any set of three contiguous eighth-note beats of the original melody, even if occurring over a barline or beginning on a metrically weak pulse.
  - To receive credit, a segment must not overlap with any other segment receiving credit.
  - Do not subdivide a note to identify a segment.
  - To receive credit, a segment *may* be metrically shifted from its original position.
  - Give no credit for the final dotted quarter note if notation of pitches continues thereafter.
- B.** If at least one segment is correct in pitch and rhythm, add 1 point to the total. For example, a response that is correct in all aspects receives a score of 8 + 1, or 9. Exception: Do not award a 9 unless all measures have the correct number of beats. Award an 8 (i.e., do not award the extra point) to an otherwise perfect paper that does not use barlines correctly.
- C.** Record any score of 4 or higher, and ignore the alternate scoring guides.
- D.** If after applying **I.A.** and **I.B.** the score is less than 4, try an alternate scoring guide.

#### II. Alternate Scoring Guides (Do *not* add the extra point to the total.)

- A.** Award ½ point per segment of correct pitches. (Maximum of 4 points.)
- OR*
- B.** Award ¼ point per segment of correct rhythm. (Maximum of 2 points.)

#### III. Rounding Fractional Scores

- A.** Half-point totals round down with one exception: a total score of 1½ rounds up to 2.
- B.** Quarter points should be rounded to the closest integer.

#### IV. Scores with Additional Meaning

- 1** This score may also be used for a response that does not have one segment correct in both pitch and rhythm but has two or more redeeming qualities. (Do not add the extra point!)
- 0** A response that demonstrates an attempt to answer the question but has no redeeming qualities (or only one).
- This designation is reserved for irrelevant answers and blank papers.

#### V. Notes

- A.** No enharmonic equivalents or octave transpositions are permitted.
- B.** If you use an alternate scoring guide, do *not* add the extra point to the total.
- C.** If you try both regular and alternate scoring guides, record the higher of the scores if there is a difference.
- D.** Scores from one guide may *not* be combined with those from another guide.

## SECTION II, Part A

## Music Theory


Time—Approximately 68 minutes

Answer questions 1-7 in the space provided. If you need to rewrite your answer to any question, use the blank pages at the end of the pink booklet and indicate on the original page where your final answer is. If you choose to use the green insert for scratch work, be sure to save time for writing your final answer in this pink booklet.


## Questions 1-2


For each of these questions, you are to notate on the staves provided the correct pitch and rhythm of a short melody that you will hear. Make sure that any accidentals you use are appropriate for the key signature provided. In each case, the pulse will be established before the first playing of the melody.

**Question 1.** The melody will be played three times. There will be a pause of 30 seconds after the first playing and a one-minute pause after each subsequent playing. The melody you will hear uses all four of the measures provided below and contains no rests. The melody will be played on a flute.

The pitch of the first note has been provided. Be sure to notate the rhythm of that note. Now listen to the melody for the first time and begin to notate it. 



The melody for **Question 1** will now be played a second time. 

The melody for **Question 1** will now be played a final time. 

## SECTION II, Part A

## Music Theory


Time—Approximately 68 minutes

Answer questions 1-7 in the space provided. If you need to rewrite your answer to any question, use the blank pages at the end of the pink booklet and indicate on the original page where your final answer is. If you choose to use the green insert for scratch work, be sure to save time for writing your final answer in this pink booklet.

## Questions 1-2


For each of these questions, you are to notate on the staves provided the correct pitch and rhythm of a short melody that you will hear. Make sure that any accidentals you use are appropriate for the key signature provided. In each case, the pulse will be established before the first playing of the melody.


**Question 1.** The melody will be played three times. There will be a pause of 30 seconds after the first playing and a one-minute pause after each subsequent playing. The melody you will hear uses all four of the measures provided below and contains no rests. The melody will be played on a flute

The pitch of the first note has been provided. Be sure to notate the rhythm of that note. Now listen to the melody for the first time and begin to notate it. 

*Moderato*



The melody for **Question 1** will now be played a second time. 

The melody for **Question 1** will now be played a final time. 

## SECTION II, Part A

## Music Theory


Time—Approximately 68 minutes

Answer questions 1-7 in the space provided. If you need to rewrite your answer to any question, use the blank pages at the end of the pink booklet and indicate on the original page where your final answer is. If you choose to use the green insert for scratch work, be sure to save time for writing your final answer in this pink booklet.


## Questions 1-2


For each of these questions, you are to notate on the staves provided the correct pitch and rhythm of a short melody that you will hear. Make sure that any accidentals you use are appropriate for the key signature provided. In each case, the pulse will be established before the first playing of the melody.


**Question 1.** The melody will be played three times. There will be a pause of 30 seconds after the first playing and a one-minute pause after each subsequent playing. The melody you will hear uses all four of the measures provided below and contains no rests. The melody will be played on a flute.

The pitch of the first note has been provided. Be sure to notate the rhythm of that note. Now listen to the melody for the first time and begin to notate it. 

*Moderato*



The melody for **Question 1** will now be played a second time. 

The melody for **Question 1** will now be played a final time. 

# AP<sup>®</sup> MUSIC THEORY

## 2010 SCORING COMMENTARY

### Question 1

#### Overview

The intent of this question was to test students' ability to:

- hear and notate a melody in compound meter;
- hear and notate a melody within the range of approximately an octave;
- hear diatonic pitch function in a major key; and
- hear and transcribe motivic patterns.

#### Sample: 1A

**Score: 7**

This represents a very good response. It is correct in pitch and rhythm in six of the eight segments. Errors are found in pitch in segment four and in segment five. Following the regular scoring guide, one point was added to the score of 6 for a total score of 7.

#### Sample: 1B

**Score: 5**

This represents a fair response. Segments one, two and three are correct. Pitch and rhythm errors are found in segment four. Segments five and six are blank. Segment seven contains errors in both pitch and rhythm. The final note (segment eight) is correct. Following the regular scoring guide, 1 point was added to the score of 4 for a total score of 5.

#### Sample: 1C

**Score: 3**

This represents a weak response. Credit was awarded for segments one and eight only. All other segments contain rhythmic errors or are blank. Following the regular scoring guide, 1 point was added to the two correct segments for a total score of 3.