



AP[®] Music Theory 2003 Sample Student Responses

The materials included in these files are intended for use by AP teachers for course and exam preparation; permission for any other use must be sought from the Advanced Placement Program[®]. Teachers may reproduce them, in whole or in part, in limited quantities for noncommercial, face-to-face teaching purposes. This permission does not apply to any third-party copyrights contained herein. This material may not be mass distributed, electronically or otherwise. These materials and any copies made of them may not be resold, and the copyright notices must be retained as they appear here.

These materials were produced by Educational Testing Service[®] (ETS[®]), which develops and administers the examinations of the Advanced Placement Program for the College Board. The College Board and Educational Testing Service (ETS) are dedicated to the principle of equal opportunity, and their programs, services, and employment policies are guided by that principle.

The College Board is a national nonprofit membership association whose mission is to prepare, inspire, and connect students to college and opportunity. Founded in 1900, the association is composed of more than 4,300 schools, colleges, universities, and other educational organizations. Each year, the College Board serves over three million students and their parents, 22,000 high schools, and 3,500 colleges through major programs and services in college admissions, guidance, assessment, financial aid, enrollment, and teaching and learning. Among its best-known programs are the SAT[®], the PSAT/NMSQT[®], and the Advanced Placement Program[®] (AP[®]). The College Board is committed to the principles of equity and excellence, and that commitment is embodied in all of its programs, services, activities, and concerns.

For further information, visit www.collegeboard.com

Copyright © 2003 College Entrance Examination Board. All rights reserved. College Board, Advanced Placement Program, AP, AP Vertical Teams, APCD, Pacesetter, Pre-AP, SAT, Student Search Service, and the acorn logo are registered trademarks of the College Entrance Examination Board.

AP Central is a trademark owned by the College Entrance Examination Board. PSAT/NMSQT is a registered trademark jointly owned by the College Entrance Examination Board and the National Merit Scholarship Corporation. Educational Testing Service and ETS are registered trademarks of Educational Testing Service. Other products and services may be trademarks of their respective owners.

For the College Board's online home for AP professionals, visit AP Central at apcentral.collegeboard.com.

C


Questions 3-4

For each of these questions, you will hear a harmonic progression in four parts. In each case, the progression will be played four times. There will be a pause of 30 seconds after the first playing and a one-minute pause after each subsequent playing. For each question, please do the following.


- (a) Notate only the soprano and bass voices. Do not notate the alto and tenor voices.
- (b) On the lines provided under each staff, write in the Roman and Arabic numerals that indicate the chords and their inversions.

Question 3. Before listening to the first playing, please look at the staff below. Notice that there are nine chords in the progression; the soprano and bass notes and the Roman numeral of the first chord are given.


Now listen to the progression for the first time and begin working. 



a: i IV V VI iv ii⁶ ii⁷ V i

The progression for **Question 3** will now be played a second time. 

The progression for **Question 3** will now be played a third time. 

The progression for **Question 3** will now be played a fourth and final time. 

H


Questions 3-4

For each of these questions, you will hear a harmonic progression in four parts. In each case, the progression will be played four times. There will be a pause of 30 seconds after the first playing and a one-minute pause after each subsequent playing. For each question, please do the following.


- (a) Notate only the soprano and bass voices. Do not notate the alto and tenor voices.
- (b) On the lines provided under each staff, write in the Roman and Arabic numerals that indicate the chords and their inversions.

Question 3. Before listening to the first playing, please look at the staff below. Notice that there are nine chords in the progression; the soprano and bass notes and the Roman numeral of the first chord are given.


Now listen to the progression for the first time and begin working. 



a: i V VI IV⁶ IV i V i

The progression for **Question 3** will now be played a second time. 

The progression for **Question 3** will now be played a third time. 

The progression for **Question 3** will now be played a fourth and final time. 

B


Questions 3-4

For each of these questions, you will hear a harmonic progression in four parts. In each case, the progression will be played four times. There will be a pause of 30 seconds after the first playing and a one-minute pause after each subsequent playing. For each question, please do the following.

- (a) Notate only the soprano and bass voices. Do not notate the alto and tenor voices.
- (b) On the lines provided under each staff, write in the Roman and Arabic numerals that indicate the chords and their inversions.


Question 3. Before listening to the first playing, please look at the staff below. Notice that there are nine chords in the progression; the soprano and bass notes and the Roman numeral of the first chord are given.

Now listen to the progression for the first time and begin working. 



a: i . II III IV II II V VII i

The progression for **Question 3** will now be played a second time. 

The progression for **Question 3** will now be played a third time. 

The progression for **Question 3** will now be played a fourth and final time. 