
AP Music Theory

Sample Student Responses and Scoring Commentary

Inside:

Free Response Question 1

- Scoring Guideline**
- Student Samples**
- Scoring Commentary**

AP[®] MUSIC THEORY
2018 SCORING GUIDELINES

Question 1



0–9 points

Always begin with the regular scoring guide. Try an alternate scoring guide *only* if necessary. (See **I.D.**)

I. Regular Scoring Guide

- A.** Award 1 point for each segment correct in both pitch and rhythm.
- A “segment” is any half measure of the original melody, even if occurring over a bar line or beginning on a metrically weak pulse. (In common time or cut time, a segment is any set of two contiguous quarter-note beats; in compound duple meter, a segment is any set of three contiguous eighth-note beats.)
 - To receive credit, a segment must not overlap with any other segment receiving credit.
 - Do not subdivide a note to identify a segment.
 - To receive credit, a segment *may* be metrically shifted from its original position.
 - Give no credit for the final half note if notation of pitches continues thereafter.
- B.** If at least one segment is correct in pitch and rhythm, award 1 extra point to the total. For example, a response that is correct in all aspects receives a score of 8 + 1, or 9. Exception: Do not award a 9 unless all measures have the correct number of beats. Award an 8 (i.e., do not award the extra point) to an otherwise perfect response that does not use bar lines correctly.
- C.** Record any score of 4 or higher and ignore the alternate scoring guides.
- D.** If after applying **I.A.** and **I.B.** the score is less than 4, try an alternate scoring guide.

II. Alternate Scoring Guides (Do not award the extra point to the total.)

- A.** Award $\frac{1}{2}$ point per segment of correct pitches. (Maximum of 4 points)
OR
- B.** Award $\frac{1}{4}$ point per segment of correct rhythm. (Maximum of 2 points)

III. Rounding Fractional Scores

- A.** Half-point totals round down with one exception: A total score of $1\frac{1}{2}$ rounds up to 2.
- B.** Quarter points should be rounded to the closest integer.

IV. Scores with Additional Meaning

- 1** This score may also be used for a response that does not have one segment correct in both pitch and rhythm but has two or more redeeming qualities. (Do not award the extra point.)
- 0** This score is used for a response that demonstrates an attempt to answer the question but has no redeeming qualities (or only one) or a response that is off-topic or irrelevant.
- The dash is reserved for blank responses.

V. Scoring Notes

- A.** The following notations will *not* receive credit: enharmonic equivalents; octave transpositions; dots *before* the notehead; accidentals *after* the notehead.
- B.** If you use an alternate scoring guide, do *not* award the extra point to the total.
- C.** If you try both regular and alternate scoring guides, record the higher of the scores if there is a difference.
- D.** Scores from one guide may *not* be combined with those from another guide.

MUSIC THEORY
SECTION II, Part A


Time—Approximately 1 hour and 8 minutes

Directions: Answer questions 1-7 in the space provided. If you choose to use the facing pages of manuscript paper for scratch work, be sure to save time for writing your final answer in the staves provided directly below each question. If you need to rewrite your answer to any question, use the facing page of music manuscript paper and indicate on the page with the question that your answer is on the facing page.


Questions 1-2


For each of these questions, you are to notate on the staves provided the correct pitch and rhythm of a short melody that you will hear. Make sure that any accidentals you use are appropriate for the key signature provided. In each case, the pulse will be established before the first playing of the melody.


Question 1. The melody will be played three times. There will be a pause of 30 seconds after the first playing and a one-minute pause after each subsequent playing. The melody you will hear uses all four of the measures provided below and contains no rests. The melody will be played on a euphonium.

The pitch of the first note has been provided. Be sure to notate the rhythm of that note. Now listen to the melody for the first time and begin working. 

Moderato



The melody for **Question 1** will now be played a second time. 

The melody for **Question 1** will now be played a final time. 



Unauthorized copying or reuse of any part of this page is illegal.

MUSIC THEORY

SECTION II, Part A


Time—Approximately 1 hour and 8 minutes

Directions: Answer questions 1-7 in the space provided. If you choose to use the facing pages of manuscript paper for scratch work, be sure to save time for writing your final answer in the staves provided directly below each question. If you need to rewrite your answer to any question, use the facing page of music manuscript paper and indicate on the page with the question that your answer is on the facing page.

Questions 1-2


For each of these questions, you are to notate on the staves provided the correct pitch and rhythm of a short melody that you will hear. Make sure that any accidentals you use are appropriate for the key signature provided. In each case, the pulse will be established before the first playing of the melody.


Question 1. The melody will be played three times. There will be a pause of 30 seconds after the first playing and a one-minute pause after each subsequent playing. The melody you will hear uses all four of the measures provided below and contains no rests. The melody will be played on a euphonium.

The pitch of the first note has been provided. Be sure to notate the rhythm of that note. Now listen to the melody for the first time and begin working. 

Moderato



The melody for **Question 1** will now be played a second time. 

The melody for **Question 1** will now be played a final time. 

MUSIC THEORY

SECTION II, Part A


Time—Approximately 1 hour and 8 minutes


Directions: Answer questions 1-7 in the space provided. If you choose to use the facing pages of manuscript paper for scratch work, be sure to save time for writing your final answer in the staves provided directly below each question. If you need to rewrite your answer to any question, use the facing page of music manuscript paper and indicate on the page with the question that your answer is on the facing page.


Questions 1-2


For each of these questions, you are to notate on the staves provided the correct pitch and rhythm of a short melody that you will hear. Make sure that any accidentals you use are appropriate for the key signature provided. In each case, the pulse will be established before the first playing of the melody.

Question 1. The melody will be played three times. There will be a pause of 30 seconds after the first playing and a one-minute pause after each subsequent playing. The melody you will hear uses all four of the measures provided below and contains no rests. The melody will be played on a euphonium.

The pitch of the first note has been provided. Be sure to notate the rhythm of that note. Now listen to the melody for the first time and begin working. 

Moderato

The melody for **Question 1** will now be played a second time. 

The melody for **Question 1** will now be played a final time. 

B^b
- - - - -

AP[®] MUSIC THEORY

2018 SCORING COMMENTARY

Question 1

Overview

This question assessed students' ability to:

- hear a four-measure major-key melody in simple meter and notate the melody;
- hear and notate scalar patterns;
- hear and notate an ascending arpeggiated tonic triad;
- hear and notate the dotted rhythm in the third measure of the melody;
- hear and notate melodic patterns containing stepwise motion and melodic skips in the tonic triad;
- hear and notate an idiomatic melodic cadence; and
- hear and notate pitches correctly in bass clef.

Sample: 1A

Score: 7

This represents a good response. Six of the eight segments are correct in pitch and rhythm (segments two, three, four, five, seven, and eight) and 6 points were awarded. (A segment is a half-measure or any two contiguous quarter-note beats.) Segments one and six are incorrect in pitch. Following the regular Scoring Guide, 1 extra point was added to the score of 6 for a total score of 7.

Sample: 1B

Score: 5

This represents a fair response. Four of the eight segments are correct in pitch and rhythm (segments one, two, seven, and eight) and 4 points were awarded. Segments three, four, and five are incorrect in pitch. Segment six is incorrect in both pitch and rhythm. Following the regular Scoring Guide, 1 extra point was added to the score of 4 for a total score of 5.

Sample: 1C

Score: 2

This represents a poor response. Segment eight is correct, and 1 point was awarded. All other segments are incorrect. Following the regular Scoring Guide, 1 extra point was added to the score of 1 for a total score of 2.