



AP[®] Physics 1: Algebra-Based 2015 Free-Response Questions

© 2015 The College Board. College Board, Advanced Placement Program, AP, AP Central, and the acorn logo are registered trademarks of the College Board.

Visit the College Board on the Web: www.collegeboard.org.

AP Central is the official online home for the AP Program: apcentral.collegeboard.org.

AP[®] PHYSICS 1 TABLE OF INFORMATION

CONSTANTS AND CONVERSION FACTORS	
Proton mass, $m_p = 1.67 \times 10^{-27}$ kg Neutron mass, $m_n = 1.67 \times 10^{-27}$ kg Electron mass, $m_e = 9.11 \times 10^{-31}$ kg Speed of light, $c = 3.00 \times 10^8$ m/s	Electron charge magnitude, $e = 1.60 \times 10^{-19}$ C Coulomb's law constant, $k = 1/4\pi\epsilon_0 = 9.0 \times 10^9$ N·m ² /C ² Universal gravitational constant, $G = 6.67 \times 10^{-11}$ m ³ /kg·s ² Acceleration due to gravity at Earth's surface, $g = 9.8$ m/s ²

UNIT SYMBOLS	meter,	m	kelvin,	K	watt,	W	degree Celsius,	°C
	kilogram,	kg	hertz,	Hz	coulomb,	C		
	second,	s	newton,	N	volt,	V		
	ampere,	A	joule,	J	ohm,	Ω		

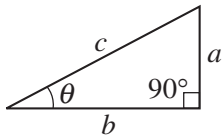
PREFIXES		
Factor	Prefix	Symbol
10^{12}	tera	T
10^9	giga	G
10^6	mega	M
10^3	kilo	k
10^{-2}	centi	c
10^{-3}	milli	m
10^{-6}	micro	μ
10^{-9}	nano	n
10^{-12}	pico	p

VALUES OF TRIGONOMETRIC FUNCTIONS FOR COMMON ANGLES							
θ	0°	30°	37°	45°	53°	60°	90°
$\sin \theta$	0	1/2	3/5	$\sqrt{2}/2$	4/5	$\sqrt{3}/2$	1
$\cos \theta$	1	$\sqrt{3}/2$	4/5	$\sqrt{2}/2$	3/5	1/2	0
$\tan \theta$	0	$\sqrt{3}/3$	3/4	1	4/3	$\sqrt{3}$	∞

The following conventions are used in this exam.

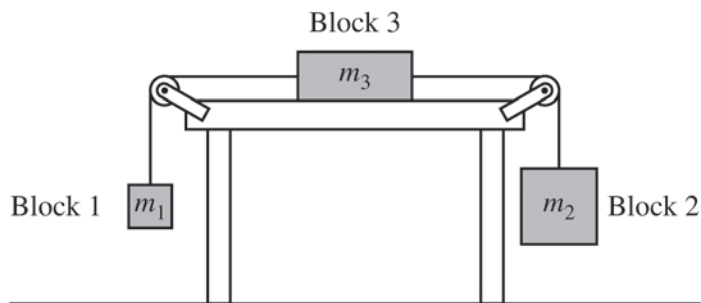
- I. The frame of reference of any problem is assumed to be inertial unless otherwise stated.
- II. Assume air resistance is negligible unless otherwise stated.
- III. In all situations, positive work is defined as work done on a system.
- IV. The direction of current is conventional current: the direction in which positive charge would drift.
- V. Assume all batteries and meters are ideal unless otherwise stated.

AP[®] PHYSICS 1 EQUATIONS

MECHANICS	ELECTRICITY
$v_x = v_{x0} + a_x t$ $x = x_0 + v_{x0} t + \frac{1}{2} a_x t^2$ $v_x^2 = v_{x0}^2 + 2a_x(x - x_0)$ $\vec{a} = \frac{\sum \vec{F}}{m} = \frac{\vec{F}_{net}}{m}$ $ \vec{F}_f \leq \mu \vec{F}_n $ $a_c = \frac{v^2}{r}$ $\vec{p} = m\vec{v}$ $\Delta\vec{p} = \vec{F} \Delta t$ $K = \frac{1}{2} m v^2$ $\Delta E = W = F_{\parallel} d = F d \cos \theta$ $P = \frac{\Delta E}{\Delta t}$ $\theta = \theta_0 + \omega_0 t + \frac{1}{2} \alpha t^2$ $\omega = \omega_0 + \alpha t$ $x = A \cos(2\pi f t)$ $\vec{\alpha} = \frac{\sum \vec{\tau}}{I} = \frac{\vec{\tau}_{net}}{I}$ $\tau = r_{\perp} F = r F \sin \theta$ $L = I \omega$ $\Delta L = \tau \Delta t$ $K = \frac{1}{2} I \omega^2$ $ \vec{F}_s = k \vec{x} $ $U_s = \frac{1}{2} k x^2$ $\rho = \frac{m}{V}$	$a = \text{acceleration}$ $A = \text{amplitude}$ $d = \text{distance}$ $E = \text{energy}$ $f = \text{frequency}$ $F = \text{force}$ $I = \text{rotational inertia}$ $K = \text{kinetic energy}$ $k = \text{spring constant}$ $L = \text{angular momentum}$ $\ell = \text{length}$ $m = \text{mass}$ $P = \text{power}$ $p = \text{momentum}$ $r = \text{radius or separation}$ $T = \text{period}$ $t = \text{time}$ $U = \text{potential energy}$ $V = \text{volume}$ $v = \text{speed}$ $W = \text{work done on a system}$ $x = \text{position}$ $y = \text{height}$ $\alpha = \text{angular acceleration}$ $\mu = \text{coefficient of friction}$ $\theta = \text{angle}$ $\rho = \text{density}$ $\tau = \text{torque}$ $\omega = \text{angular speed}$ $\Delta U_g = m g \Delta y$ $T = \frac{2\pi}{\omega} = \frac{1}{f}$ $T_s = 2\pi \sqrt{\frac{m}{k}}$ $T_p = 2\pi \sqrt{\frac{\ell}{g}}$ $ \vec{F}_g = G \frac{m_1 m_2}{r^2}$ $\vec{g} = \frac{\vec{F}_g}{m}$ $U_G = -\frac{G m_1 m_2}{r}$
	$ \vec{F}_E = k \left \frac{q_1 q_2}{r^2} \right $ $I = \frac{\Delta q}{\Delta t}$ $R = \frac{\rho \ell}{A}$ $I = \frac{\Delta V}{R}$ $P = I \Delta V$ $R_s = \sum_i R_i$ $\frac{1}{R_p} = \sum_i \frac{1}{R_i}$ $A = \text{area}$ $F = \text{force}$ $I = \text{current}$ $\ell = \text{length}$ $P = \text{power}$ $q = \text{charge}$ $R = \text{resistance}$ $r = \text{separation}$ $t = \text{time}$ $V = \text{electric potential}$ $\rho = \text{resistivity}$
	WAVES $\lambda = \frac{v}{f}$ $f = \text{frequency}$ $v = \text{speed}$ $\lambda = \text{wavelength}$
	GEOMETRY AND TRIGONOMETRY <div style="display: flex; justify-content: space-between;"> <div style="width: 45%;"> <p>Rectangle $A = bh$</p> <p>Triangle $A = \frac{1}{2} bh$</p> <p>Circle $A = \pi r^2$ $C = 2\pi r$</p> <p>Rectangular solid $V = \ell wh$</p> <p>Cylinder $V = \pi r^2 \ell$ $S = 2\pi r \ell + 2\pi r^2$</p> <p>Sphere $V = \frac{4}{3} \pi r^3$ $S = 4\pi r^2$</p> </div> <div style="width: 45%;"> <p>$A = \text{area}$ $C = \text{circumference}$ $V = \text{volume}$ $S = \text{surface area}$ $b = \text{base}$ $h = \text{height}$ $\ell = \text{length}$ $w = \text{width}$ $r = \text{radius}$</p> <p>Right triangle $c^2 = a^2 + b^2$ $\sin \theta = \frac{a}{c}$ $\cos \theta = \frac{b}{c}$ $\tan \theta = \frac{a}{b}$</p> </div> </div> <div style="text-align: right; margin-top: 10px;">  </div>

2015 AP[®] PHYSICS 1 FREE-RESPONSE QUESTIONS

Block 3 of mass m_3 is added to the system, as shown below. There is no friction between block 3 and the table.



Note: Figure not drawn to scale.

- (c) Indicate whether the magnitude of the acceleration of block 2 is now larger, smaller, or the same as in the original two-block system. Explain how you arrived at your answer.

2015 AP[®] PHYSICS 1 FREE-RESPONSE QUESTIONS

2. (12 points, suggested time 25 minutes)

Some students want to know what gets used up in an incandescent lightbulb when it is in series with a resistor: current, energy, or both. They come up with the following two questions.

- (1) In one second, do fewer electrons leave the bulb than enter the bulb?
- (2) Does the electric potential energy of electrons change while inside the bulb?

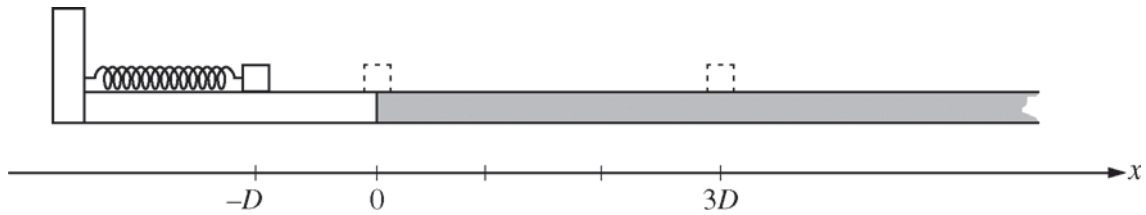
The students have an adjustable power source, insulated wire, lightbulbs, resistors, switches, voltmeters, ammeters, and other standard lab equipment. Assume that the power supply and voltmeters are marked in 0.1 V increments and the ammeters are marked in 0.01 A increments.

- (a) Describe an experimental procedure that could be used to answer questions (1) and (2) above. In your description, state the measurements you would make and how you would use the equipment to make them. Include a neat, labeled diagram of your setup.
- (b)
 - i. Explain how data from the experiment you described can be used to answer question (1) above.
 - ii. Explain how data from the experiment you described can be used to answer question (2) above.

A lightbulb is nonohmic if its resistance changes as a function of current. Your setup from part (a) is to be used or modified to determine whether the lightbulb is nonohmic.

- (c)
 - i. How, if at all, does the setup need to be modified?
 - ii. What additional data, if any, would need to be collected?
- (d) How would you analyze the data to determine whether the bulb is nonohmic? Include a discussion of how the uncertainties in the voltmeters and ammeters would affect your argument for concluding whether the resistor is nonohmic.

2015 AP[®] PHYSICS 1 FREE-RESPONSE QUESTIONS

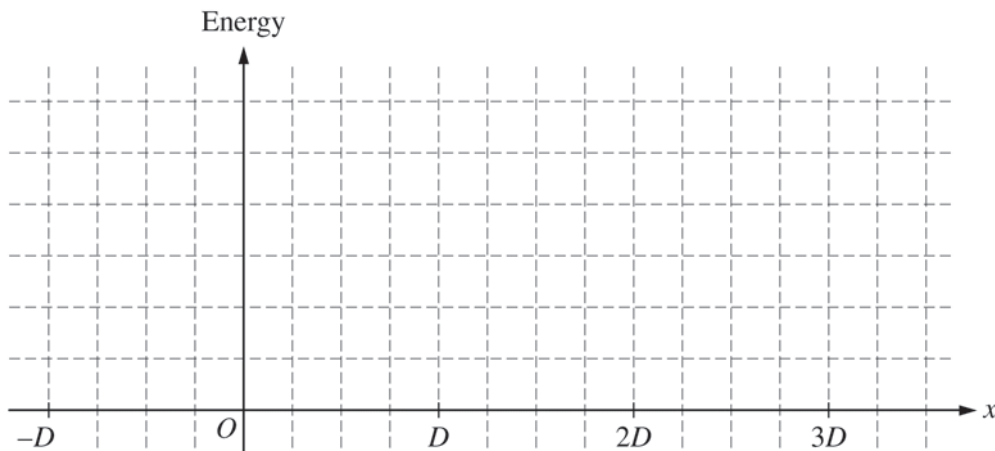


3. (12 points, suggested time 25 minutes)

A block is initially at position $x = 0$ and in contact with an uncompressed spring of negligible mass. The block is pushed back along a frictionless surface from position $x = 0$ to $x = -D$, as shown above, compressing the spring by an amount $\Delta x = D$. The block is then released. At $x = 0$ the block enters a rough part of the track and eventually comes to rest at position $x = 3D$. The coefficient of kinetic friction between the block and the rough track is μ .

(a) On the axes below, sketch and label graphs of the following two quantities as a function of the position of the block between $x = -D$ and $x = 3D$. You do not need to calculate values for the vertical axis, but the same vertical scale should be used for both quantities.

- i. The kinetic energy K of the block
- ii. The potential energy U of the block-spring system

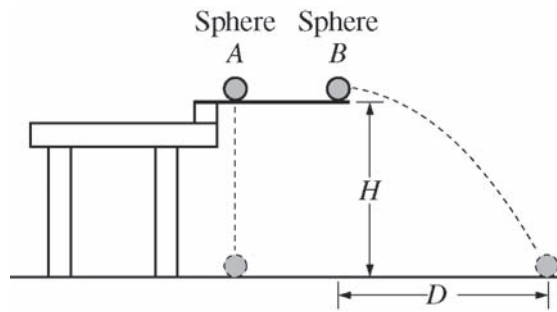


2015 AP[®] PHYSICS 1 FREE-RESPONSE QUESTIONS

The spring is now compressed twice as much, to $\Delta x = 2D$. A student is asked to predict whether the final position of the block will be twice as far at $x = 6D$. The student reasons that since the spring will be compressed twice as much as before, the block will have more energy when it leaves the spring, so it will slide farther along the track before stopping at position $x = 6D$.

- (b)
- Which aspects of the student's reasoning, if any, are correct? Explain how you arrived at your answer.
 - Which aspects of the student's reasoning, if any, are incorrect? Explain how you arrived at your answer.
- (c) Use quantitative reasoning, including equations as needed, to develop an expression for the new final position of the block. Express your answer in terms of D .
- (d) Explain how any correct aspects of the student's reasoning identified in part (b) are expressed by your mathematical relationships in part (c). Explain how your relationships in part (c) correct any incorrect aspects of the student's reasoning identified in part (b). Refer to the relationships you wrote in part (c), not just the final answer you obtained by manipulating those relationships.

2015 AP[®] PHYSICS 1 FREE-RESPONSE QUESTIONS



4. (7 points, suggested time 13 minutes)

Two identical spheres are released from a device at time $t = 0$ from the same height H , as shown above. Sphere A has no initial velocity and falls straight down. Sphere B is given an initial horizontal velocity of magnitude v_0 and travels a horizontal distance D before it reaches the ground. The spheres reach the ground at the same time t_f , even though sphere B has more distance to cover before landing. Air resistance is negligible.

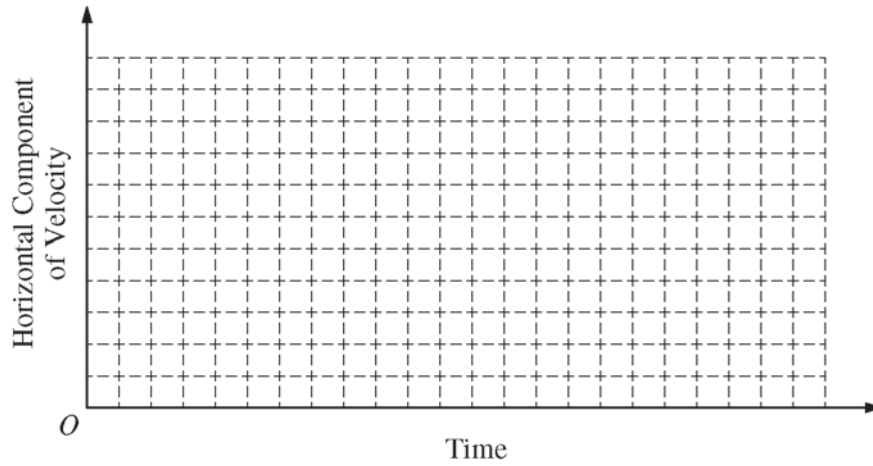
(a) The dots below represent spheres A and B . Draw a free-body diagram showing and labeling the forces (not components) exerted on each sphere at time $\frac{t_f}{2}$.

Sphere A Sphere B

● ●

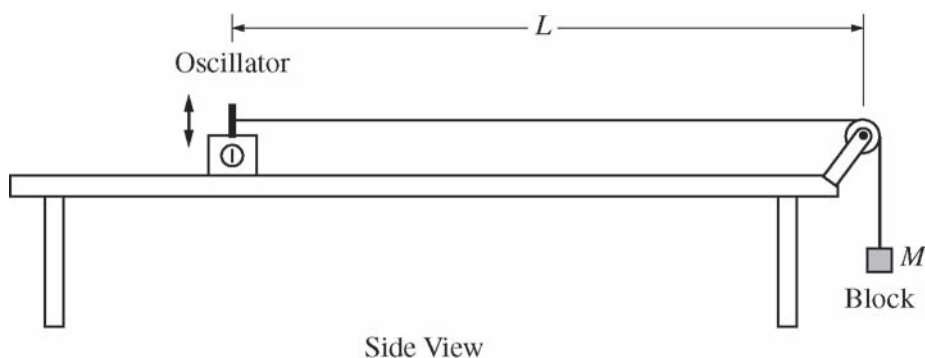
2015 AP[®] PHYSICS 1 FREE-RESPONSE QUESTIONS

- (b) On the axes below, sketch and label a graph of the horizontal component of the velocity of sphere *A* and of sphere *B* as a function of time.



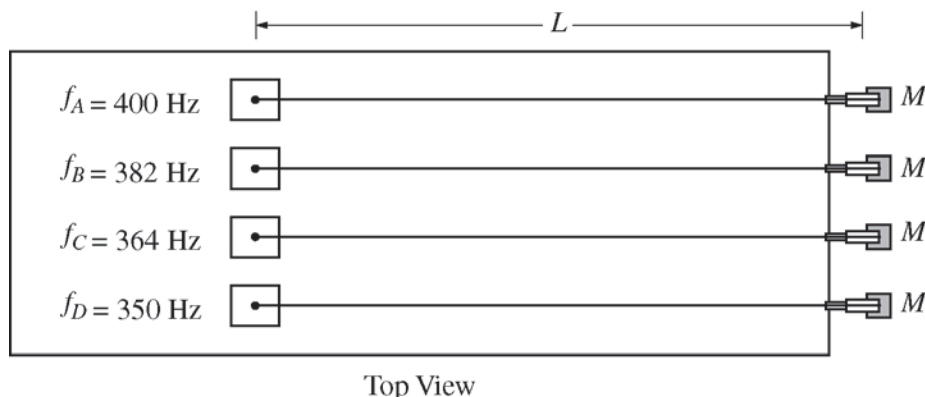
- (c) In a clear, coherent, paragraph-length response, explain why the spheres reach the ground at the same time even though they travel different distances. Include references to your answers to parts (a) and (b).

2015 AP[®] PHYSICS 1 FREE-RESPONSE QUESTIONS



5. (7 points, suggested time 13 minutes)

The figure above shows a string with one end attached to an oscillator and the other end attached to a block. The string passes over a massless pulley that turns with negligible friction. Four such strings, *A*, *B*, *C*, and *D*, are set up side by side, as shown in the diagram below. Each oscillator is adjusted to vibrate the string at its fundamental frequency *f*. The distance between each oscillator and pulley *L* is the same, and the mass *M* of each block is the same. However, the fundamental frequency of each string is different.

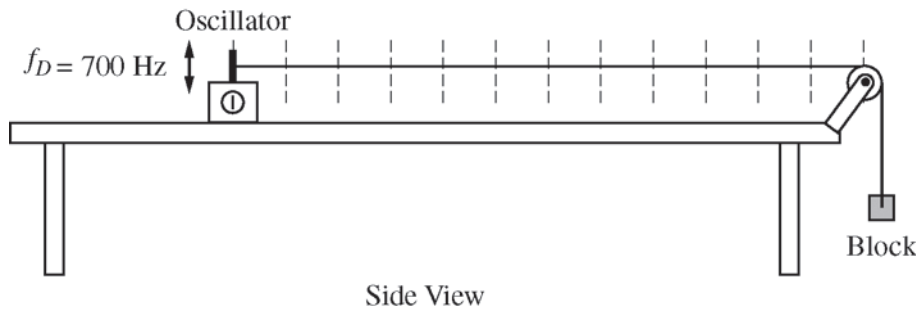


The equation for the velocity *v* of a wave on a string is $v = \sqrt{\frac{F_T}{m/L}}$, where F_T is the tension of the string and m/L is the mass per unit length (linear mass density) of the string.

- What is different about the four strings shown above that would result in their having different fundamental frequencies? Explain how you arrived at your answer.
- A student graphs frequency as a function of the inverse of the linear mass density. Will the graph be linear? Explain how you arrived at your answer.

2015 AP[®] PHYSICS 1 FREE-RESPONSE QUESTIONS

- (c) The frequency of the oscillator connected to string D is changed so that the string vibrates in its second harmonic. On the side view of string D below, mark and label the points on the string that have the greatest average vertical speed.



STOP

END OF EXAM